

BHE - Financials & Valuations (INR b)

Y/E MARCH	FY26E	FY27E	FY28E
Sales	276.7	325.5	386.4
EBITDA	78.9	92.8	108.2
Adj PAT	60.8	72.1	83.8
EPS (INR)	8.3	9.9	11.5
EPS Gr. (%)	15.0	18.6	16.2
BV/Sh (INR)	34.3	43.0	53.0
Ratios			
RoE (%)	24.2	23.0	21.6
RoCE (%)	27.2	25.6	23.9
Payout (%)	12.4	12.4	12.4
Valuations			
P/E (x)	47.3	39.9	34.3
P/BV (x)	11.5	9.2	7.4
EV/EBITDA (x)	34.3	28.5	23.9
Div Yield (%)	0.3	0.3	0.4

HAL - Financials & Valuations (INR b)

Y/E MARCH	FY26E	FY27E	FY28E
Sales	375.0	453.4	584.6
EBITDA	111.2	129.4	159.2
Adj PAT	95.6	107.6	132.3
EPS (INR)	142.9	161.0	197.8
EPS Gr. (%)	14.3	12.7	22.9
BV/Sh (INR)	625.9	741.9	894.7
Ratios			
RoE (%)	22.8	21.7	22.1
RoCE (%)	23.6	22.3	22.6
Payout (%)	28.0	28.0	22.8
Valuations			
P/E (x)	30.6	27.2	22.1
P/BV (x)	7.0	5.9	4.9
EV/EBITDA (x)	22.2	18.4	14.1
Div Yield (%)	0.9	1.0	1.0

BDL - Financials & Valuations (INR b)

Y/E MARCH	FY26E	FY27E	FY28E
Sales	45.8	61.1	81.5
EBITDA	10.9	15.1	20.8
Adj PAT	10.4	13.9	19.1
EPS (INR)	28.3	37.9	52.0
EPS Gr. (%)	88.6	33.9	37.3
BV/Sh (INR)	131.6	162.5	206.5
Ratios			
RoE (%)	21.5	23.3	25.2
RoCE (%)	22.1	23.8	25.6
Payout (%)	21.4	18.4	15.4
Valuations			
P/E (x)	52.1	38.9	28.3
P/BV (x)	11.2	9.1	7.1
EV/EBITDA (x)	44.1	30.7	21.1
Div Yield (%)	0.4	0.5	0.5

YTD DAC approvals nearly 2x the capital outlay

India's Defense Acquisition Council (DAC) has approved capital acquisition proposals worth INR790b in its winter session, taking FY26 YTD approvals to ~INR3.3t, nearly double the capital outlay on defense of INR1.8t. The approvals span across a wide spectrum of capabilities, including munitions, missiles, air defense systems, surveillance and communication equipment, training systems, and naval support platforms, reflecting a balanced modernization push across all three services. While the Acceptance of Necessity (AoN) approvals do not immediately translate into order inflows, the breadth and scale of the approvals materially de-risk order inflows for key defense PSUs and select private players over the next 2-4 years. We maintain our positive stance on BHE (CMP: INR393, TP: INR500), HAL (CMP: INR4,377 | TP: INR5,800), BDL (CMP: INR1,473 | TP: INR2,000), and AMPL (CMP: INR979 | TP:1,100). We remain Neutral on Zen Technologies (CMP: INR1,386 | TP: INR1,400).

DAC approvals totaling INR790b

The DAC's approval of projects worth INR790b is likely to benefit both leading defense PSUs and select private players. **Bharat Electronics (BHE)** is well-positioned to capture orders for radar systems, drone detection, HF SDR communications equipment, GBMES, and electronics portion of other systems. **Hindustan Aeronautics (HAL)** could see orders tied to HALE RPAS, Astra Mk-II missile integration, and full mission simulator production/support for platforms like Tejas. **Bharat Dynamics (BDL)** is positioned to gain from **guided rocket ammunition**, missile system production, and other munitions and missiles that fall under its manufacturing scope, while procurement of BP tugs and allied marine support vessels opens opportunities for shipyards such as **MDL, CSL, and GRSE**. Private players, including **LT, Tata Advanced Systems, Zen Technologies, and Astra Microwave**, could see increased participation for components and, in some cases, fully integrated products such as full mission simulators and SPICE-1,000.

Emergency procurement window extended

The emergency process, which was first introduced in **2020**, allows the Vice Chiefs to approve contracts up to INR3b per contract, significantly shortening procedural time compared with standard procurement. The DAC has extended the current emergency procurement window for the Army, Navy, and Air Force until **15 Jan'26**, allowing them to continue fast-track purchases of critical weapons, platforms, and equipment to meet urgent operational needs. Previously, the deadline for signing contracts under this expedited route had expired in Nov'25, creating risks of delay for several pending acquisitions. By pushing the timeline to mid-Jan'26, the Ministry of Defense aims to ensure continuity in urgent procurements while regular defense acquisition processes progress, helping the services maintain readiness in a fluid security environment.

Teena Virmani - Research Analyst (Teena.Virmani@MotilalOswal.com)

Research Analyst: Prerit Jain (Prerit.Jain@MotilalOswal.com) | **Vatsal Magajwala** (Vatsal.Magajwala@MotilalOswal.com)

Investors are advised to refer through important disclosures made at the last page of the Research Report.

Motilal Oswal research is available on www.motilaloswal.com/Institutional-Equities, Bloomberg, Thomson Reuters, Factset and S&P Capital.

AMPL - Financials & Valuations (INR b)

Y/E March	FY26E	FY27E	FY28E
Sales	11.2	13.7	17.3
EBITDA	2.8	3.6	4.5
Adj PAT	1.5	2.2	2.9
EPS (INR)	16.4	23.7	30.3
EPS Gr. (%)	0.8	44.5	27.7
BV/Sh (INR)	133.1	156.8	187.1
Ratios			
RoE (%)	13.2	16.4	17.6
RoCE (%)	12.0	14.2	15.3
Payout (%)	-	-	-
Valuations			
P/E (x)	59.7	41.3	32.4
P/BV (x)	7.4	6.3	5.2
EV/EBITDA (x)	33.1	26.5	21.3

ZEN - Financials & Valuations (INR b)

Y/E March	FY26E	FY27E	FY28E
Sales	5.8	11.1	15.4
EBITDA	2.0	4.1	5.7
Adj PAT	1.9	3.7	4.8
EPS (INR)	21.6	40.5	53.3
EPS Gr. (%)	-26.0	87.6	31.8
BV/Sh (INR)	208.6	249.1	302.4
Ratios			
RoE (%)	10.9	17.7	19.3
RoCE (%)	10.8	17.7	19.3
Payout (%)			
Valuations			
P/E (x)	64.3	34.3	26.0
P/BV (x)	6.6	5.6	4.6
EV/EBITDA (x)	56.0	27.6	19.6
Div Yield (%)	0.0	0.0	0.0

Other key developments in defense sector for our coverage universe

- **User trials of the Akash-NG system completed by DRDO, clearing it for induction.** We expect BDL and BHE to receive production and supply contracts in CY26 followed by ramp-ups based on induction timelines. Akash-NG is also attracting export interest from Armenia, Vietnam and Brazil.
- **India is deploying an indigenous integrated air defense system to protect the Delhi NCR,** built around home-grown missiles such as QRSAM and VSHORADS along with associated systems.
- **BHE received an order for indigenous SAKSHAM counter-unmanned aerial system (C-UAS).** SAKSHAM is designed to detect, track, identify, and neutralize hostile unmanned aerial systems in real time.
- **HAL has issued an Expression of Interest to engage Indian consultants to help develop and implement a tailored export strategy** aimed at expanding sales and support for its indigenous aircraft and helicopter platforms in target regions such as Africa, Latin America, and Southeast Asia.
- **HAL received the 5th F-404 engine** from GE for its Tejas Mk-1A fighter jets.
- **AMPL has signed an MoU with BHE** to jointly develop and manufacture advanced electronic modules and systems for defense electronics and aerospace, focusing on EW, radar, and satellite technologies.

Key monitorables

Going forward, we would watch out for 1) **emergency procurement** announcements over the next 2-3 weeks until the new deadline expires, 2) conversion of AoN approvals into firm orders, especially large-ticket missile, air-defense and electronics programs, 3) an **increase in the overall defense budgetary allocations** in the upcoming years, 4) **timelines for marquee programs** such as Akash-NG, QRSAM, Project Kusha, etc., and 5) **export order wins and government-to-government deals**, supporting incremental growth beyond domestic demand.

Valuation and recommendation

- **BHE** is currently trading at 39.9x/34.3x FY27E/FY28E EPS. **We maintain our estimates and reiterate our BUY rating on the stock** with an unchanged TP of INR500, based on the 45x two-year forward earnings.
- **HAL** is currently trading at 27.2x/22.1x FY27E/FY28E EPS. **We maintain our estimates and reiterate our BUY rating on the stock** with an unchanged TP of INR5,800, based on the average DCF and 32x two-year forward earnings.
- **BDL** is currently trading at 38.9x/28.3x FY27E/FY28E EPS. **We maintain our estimates and reiterate our BUY rating on the stock** with an unchanged TP of INR2,000, based on the 42x two-year forward earnings.
- **AMPL** is currently trading at 41.3x/32.4x FY27E/FY28E EPS. **We maintain our estimates and reiterate our BUY rating on the stock** with an unchanged TP of INR1,100, based on the 38x two-year forward earnings.
- **ZEN** is currently trading at 34.3x/26.0x FY27E/FY28E EPS. **We maintain our estimates and reiterate our Neutral rating on the stock** with an unchanged TP of INR1,400, based on the 30x two-year forward earnings.

AoN approvals worth INR3.3t accorded over the past 9 months (FY26-YTD)

Exhibit 1: Key beneficiaries of the DAC approvals worth INR3.3t in FY26-till date

Date	Approval by DAC	Value (INR b)	Potential beneficiaries
29-Dec-25	Indian Army	790	
	Loiter Munition System for Artillery Regiments		Solar Industries, TASL
	Low Level Light Weight Radars		BEL , AMPL, Data Patterns
	Long Range Guided Rocket Ammunition for Pinaka Multiple Launch Rocket System (MRLS)		Solar Industries, BDL, Munitions India
	Integrated Drone Detection & Interdiction System Mk-II		BEL, AMPL, Data Patterns, Adani, TASL
	Indian Navy		
	Bollard Pull (BP) Tugs		CSL, MDL, GRSE, L&T , Titagarh Rail Systems
	High Frequency Software Defined Radios (HF SDR) Manpack		BEL
	High Altitude Long Range (HALE) Remotely Piloted Aircraft System (RPAS)		HAL, TASL, Adani, BEL
	Indian Air Force		
	Automatic Take-off Landing Recording System		BEL, HAL
	Astra Mk-II Missiles		BDL
23-Oct-25	Full Mission Simulator	790	Zen Tech, BEL, HAL
	SPICE-1000 Long Range Guidance Kits		BDL, Bharat Forge, Rafael, BEL
	Indian Army		
	Nag Missile System (Tracked) Mk-II (NAMIS)		BDL, BEL, AMPL
	Ground Based Mobile ELINT System (GBMES)		BEL, AMPL, TASL
	High Mobility Vehicles (HMs) with Material Handling Crane		Ashok Leyland, Tata Motors, BEML
	Indian Navy		
	Landing Platform Docks (LPD)		MDL, GRSE, CSL, L&T
	30mm Naval Surface Gun (NSG)		Bharat Forge, TASL, L&T
	Advanced Light Weight Torpedoes (ALWT)		BDL, L&T
	Electro Optical Infra-Red Search and Track System		BEL, AMPL, L&T, TASL
	Smart Ammunition for 76mm Super Rapid Gun Mount		BDL, TASL, Solar Industries
05-Aug-25	Indian Air Force	670	
	Collaborative Long Range Target Saturation/Destruction System (CLRTS/DS)		HAL, BEL, AMPL, TASL
	Indian Army		
	Thermal Imager-based Driver Night Sight for BMP		BEL, AMPL, L&T
	Indian Navy		
	Compact Autonomous Surface Craft		TASL, L&T Defense, BEML
	BrahMos Fire Control System & Launchers		BrahMos Aerospace, BEL, BDL, L&T
	Upgradation of BARAK-1 Point Defense Missile System		BEL, BDL
	Indian Air Force		
	Mountain Radars		BEL, AMPL, L&T
	Upgradation of SAKSHAM/SPYDER Weapon System		BEL, AMPL, BDL
	Others		
03-Jul-25	Medium Altitude Long Endurance (MALE) Remotely Piloted Aircraft (RPAs)	1,050	HAL, BEL, AMPL, Solar Industries, TASL
	C-17 and C-130J fleets		HAL, TASL, TASL, Mahindra Defense
	Annual maintenance contract of S-400 Long Range Air Defense Missile System		BEL, BDL
	Tri-services		
	Armored Recovery Vehicles, Electronic Warfare System, Integrated Common Inventory Management System for the Tri-Services and Surface-to-Air Missiles.		BEML, BEL, AMPL, BDL
	Moored Mines, Mine Counter Measure Vessels, Super Rapid Gun Mount and Submersible Autonomous Vessels.		BDL, Apollo Microsystems, GSL, BEL, BHEL, L&T, Sagar Defense, Krishna Defense

Source: PIB, Industry, MOFSL

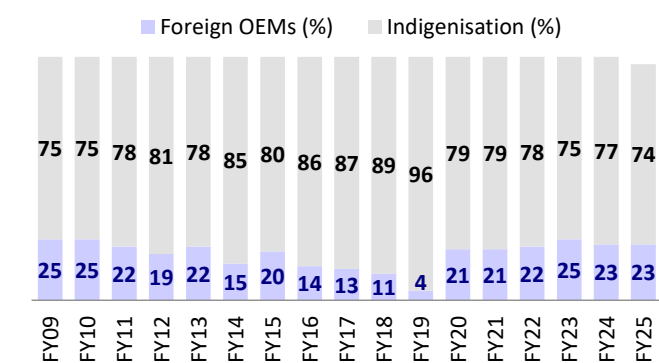
Exhibit 2: Government's defense capex budget utilization over the years: If defense capex grows at a higher rate, the share of procurement from domestic players will increase too

(INR b)	FY17	FY18	FY19	FY20	FY21	FY22	FY23	FY24	FY25	FY26E	FY27E
Budget	ACT	ACT	ACT	ACT	ACT	ACT	ACT	ACT	RE	EST	EST
Defense capital outlay budget	864	904	952	1,111	1,343	1,380	1,429	1,543	1,595	1,834	2,109
YoY %		5	5	17	21	3	4	8	3	15	15
Domestic Defense production	741	788	811	791	846	949	1,087	1,274	1,506	1,730	1,982
YoY %		6	3	(3)	7	12	15	17	18	15	15
Defense PSUs											
HAL	179	185	200	214	229	246	269	298	310	375	453
BEL	83	100	118	126	138	150	173	202	237	277	325
BDL	49	46	31	31	19	28	25	24	33	46	61
MDL	35	45	46	49	40	57	78	95	133	163	183
Cochin Shipyard	21	24	30	34	28	32	23	36	46	54	62
Garden Reach	9	13	14	14	11	18	26	36	50	67	73
BEML	25	32	35	30	36	43	39	41	41	49	59
Other PSUs and JVs	47	52	56	63	60	72	71	68	82	86	90
Ordnance Factories	148	148	128	92	146	119	170	196	218	240	264
Private companies	141	154	174	159	173	199	211	267	340	374	411
Foreign procurement	305	334	430	446	507	483	391	445	452	400	482
Share of foreign procurement in overall capex budget %	35	37	45	40	38	35	27	29	28	22	23
Exports	15	47	107	91	84	128	159	211	236	295	354
YoY%		208	129	(15)	(7)	52	24	32	12	25	20

Source: Industry, MOFSL

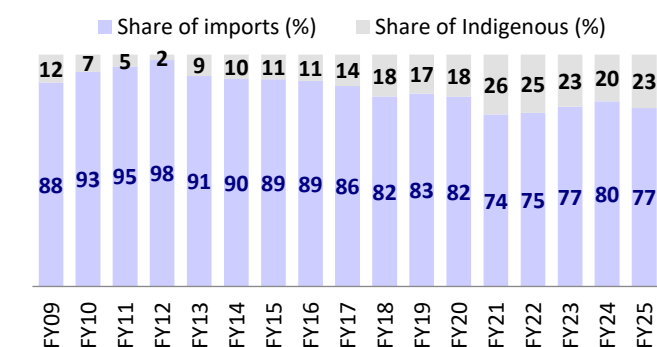
Indigenization levels have improved across companies

Exhibit 3: BHE's raw materials – indigenized vs. imports



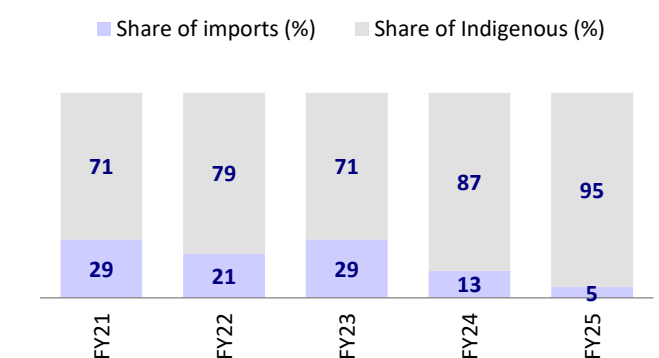
Source: Company, MOFSL

Exhibit 4: HAL's raw materials – indigenized vs. imports



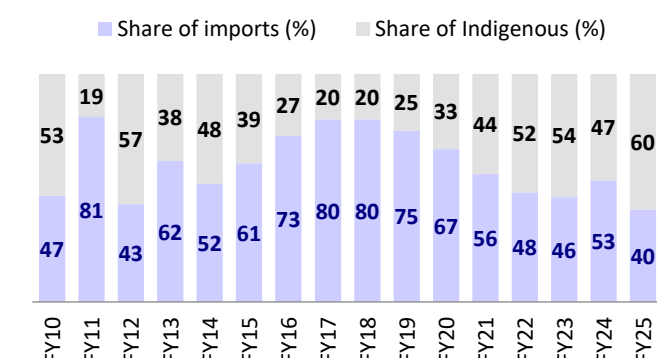
Source: Company, MOFSL

Exhibit 5: BDL's raw materials – indigenized vs. imports



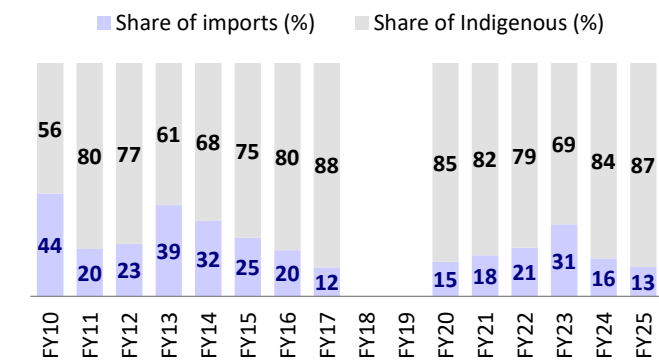
Source: Company, MOFSL

Exhibit 6: CSL's raw materials – indigenized vs. imports



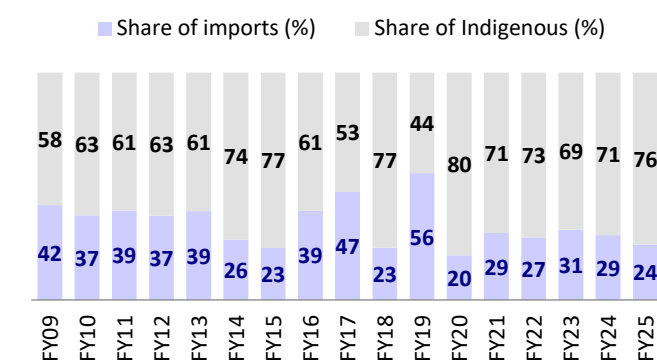
Source: Company, MOFSL

Exhibit 7: GRSE's raw materials – indigenized vs. imports



Source: MOFSL, Company

Exhibit 8: BEML's raw materials – indigenized vs. imports



Source: MOFSL, Company

Defense exports to double by FY29-30

Exhibit 9: Total defense exports are targeted to double from FY25 levels, reaching INR500b by FY29-30

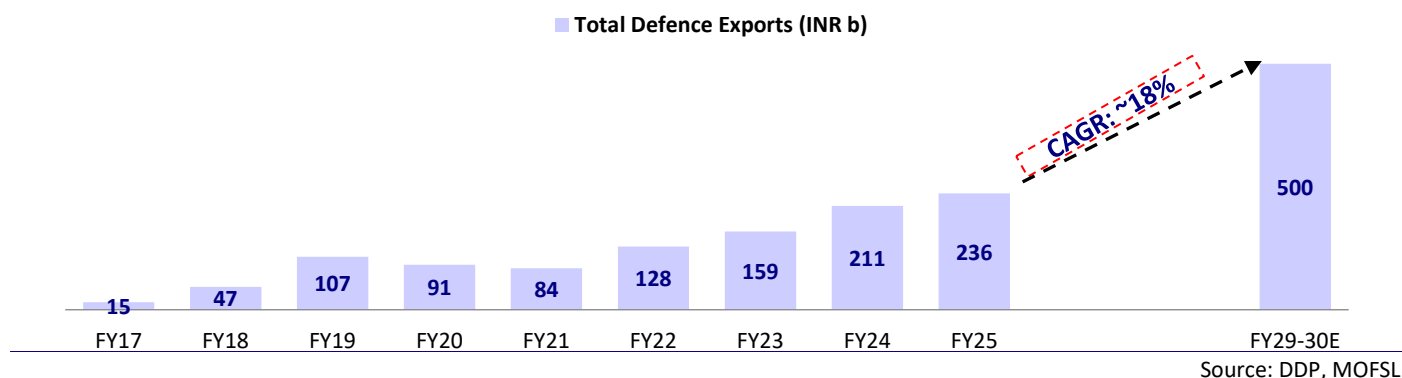


Exhibit 10: Relative valuations of domestic defense players

Companies	CMP	MCap (INR b)	Rating	EPS (INR)			P/E (X)			RoE (%)			RoCE (%)		
				FY26E	FY27E	FY28E	FY26E	FY27E	FY28E	FY26E	FY27E	FY28E	FY26E	FY27E	FY28E
BEL	393	2,876	Buy	8.3	9.9	11.5	47.3	39.9	34.3	24.2	23.0	21.6	27.2	25.6	23.9
HAL	4,257	2,847	Buy	142.9	161.0	197.8	29.8	26.5	21.5	22.8	21.7	22.1	23.6	22.3	22.6
BDL	1,473	540	Buy	28.3	37.9	52.0	52.1	38.9	28.3	21.5	23.3	25.2	22.1	23.8	25.6
AMPL	981	92	Buy	16.4	23.7	30.3	59.7	41.3	32.4	13.2	16.4	17.6	12.0	14.2	15.3
Zen	1,386	125	Neutral	21.6	40.5	53.3	64.3	34.3	26.0	10.9	17.7	19.3	10.8	17.7	19.3
Data Patterns	2,655	149	Neutral	46.2	64.3	82.6	57.5	41.3	32.2	15.8	18.6	19.7	16.3	18.9	20.0
MTAR	2,386	73	Buy	33.3	59.1	85.5	71.6	40.4	27.9	13.1	19.7	23.0	12.1	17.2	20.4

Source: Company, MOFSL

Investment in securities market are subject to market risks. Read all the related documents carefully before investing

Explanation of Investment Rating	
Investment Rating	Expected return (over 12-month)
BUY	>=15%
SELL	< - 10%
NEUTRAL	< - 10 % to 15%
UNDER REVIEW	Rating may undergo a change
NOT RATED	We have forward looking estimates for the stock but we refrain from assigning recommendation

*In case the recommendation given by the Research Analyst is inconsistent with the investment rating legend for a continuous period of 30 days, the Research Analyst shall be within following 30 days take appropriate measures to make the recommendation consistent with the investment rating legend.

Disclosures

The following Disclosures are being made in compliance with the SEBI Research Analyst Regulations 2014 (herein after referred to as the Regulations).

Motilal Oswal Financial Services Ltd. (MOFSL) is a SEBI Registered Research Analyst having registration no. INH000000412 and BSE enlistment no. 5028. MOFSL, the Research Entity (RE) as defined in the Regulations, is engaged in the business of providing Stock broking services, Depository participant services & distribution of various financial products. MOFSL is a listed public company, the details in respect of which are available on www.motilaloswal.com. MOFSL is registered with the Securities & Exchange Board of India (SEBI) and is a registered Trading Member with National Stock Exchange of India Ltd. (NSE) and Bombay Stock Exchange Limited (BSE), Multi Commodity Exchange of India Limited (MCX) and National Commodity & Derivatives Exchange Limited (NCDEX) for its stock broking activities & is Depository participant with Central Depository Services Limited (CDSL) National Securities Depository Limited (NSDL), NERL, COMRIS and CCRL and is member of Association of Mutual Funds of India (AMFI) for distribution of financial products and Insurance Regulatory & Development Authority of India (IRDA) as Corporate Agent for insurance products and is a member of Association of Portfolio Managers in India (APMI) for distribution of PMS products. Details of associate entities of Motilal Oswal Financial Services Ltd. are available on the website at <http://onlinereports.motilaloswal.com/Dormant/documents/Associate%20Details.pdf>

MOFSL and its associate company(ies), their directors and Research Analyst and their relatives may; (a) from time to time, have a long or short position in, act as principal in, and buy or sell the securities or derivatives thereof of companies mentioned herein. (b) be engaged in any other transaction involving such securities and earn brokerage or other compensation or act as a market maker in the financial instruments of the company(ies) discussed herein or act as an advisor or lender/borrower to such company(ies) or may have any other potential conflict of interests with respect to any recommendation and other related information and opinions.; however the same shall have no bearing whatsoever on the specific recommendations made by the analyst(s), as the recommendations made by the analyst(s) are completely independent of the views of the associates of MOFSL even though there might exist an inherent conflict of interest in some of the stocks mentioned in the research report.

MOFSL and / or its affiliates do and seek to do business including investment banking with companies covered in its research reports. As a result, the recipients of this report should be aware that MOFSL may have a potential conflict of interest that may affect the objectivity of this report. Compensation of Research Analysts is not based on any specific merchant banking, investment banking or brokerage service transactions. Details of pending Enquiry Proceedings of Motilal Oswal Financial Services Limited are available on the website at <https://galaxy.motilaloswal.com/ResearchAnalyst/PublishViewLitigation.aspx>. As per Regulatory requirements, Research Audit Report is uploaded on www.motilaloswal.com > MOFSL-Important Links > MOFSL Research Analyst Compliance Audit Report.

A graph of daily closing prices of securities is available at www.nseindia.com, www.bseindia.com. Research Analyst views on Subject Company may vary based on Fundamental research and Technical Research. Proprietary trading desk of MOFSL or its associates maintains arm's length distance with Research Team as all the activities are segregated from MOFSL research activity and therefore it can have an independent view with regards to Subject Company for which Research Team have expressed their views.

Regional Disclosures (outside India)

This report is not directed or intended for distribution to or use by any person or entity resident in a state, country or any jurisdiction, where such distribution, publication, availability or use would be contrary to law, regulation or which would subject MOFSL & its group companies to registration or licensing requirements within such jurisdictions.

For Hong Kong:

This report is distributed in Hong Kong by Motilal Oswal capital Markets (Hong Kong) Private Limited, a licensed corporation (CE AYY-301) licensed and regulated by the Hong Kong Securities and Futures Commission (SFC) pursuant to the Securities and Futures Ordinance (Chapter 571 of the Laws of Hong Kong) "SFO". As per SEBI (Research Analyst Regulations) 2014 Motilal Oswal Securities (SEBI Reg. No. INH000000412) has an agreement with Motilal Oswal capital Markets (Hong Kong) Private Limited for distribution of research report in Hong Kong. This report is intended for distribution only to "Professional Investors" as defined in Part I of Schedule 1 to SFO. Any investment or investment activity to which this document relates is only available to professional investor and will be engaged only with professional investors." Nothing here is an offer or solicitation of these securities, products and services in any jurisdiction where their offer or sale is not qualified or exempt from registration. The Indian Analyst(s) who compile this report is/are not located in Hong Kong & are not conducting Research Analysis in Hong Kong.

For U.S.

Motilal Oswal Financial Services Limited (MOFSL) is not a registered broker - dealer under the U.S. Securities Exchange Act of 1934, as amended (the "1934 act") and under applicable state laws in the United States. In addition MOFSL is not a registered investment adviser under the U.S. Investment Advisers Act of 1940, as amended (the "Advisers Act" and together with the 1934 Act, the "Acts"), and under applicable state laws in the United States. Accordingly, in the absence of specific exemption under the Acts, any brokerage and investment services provided by MOFSL, including the products and services described herein are not available to or intended for U.S. persons. This report is intended for distribution only to "Major Institutional Investors" as defined by Rule 15a-6(b)(4) of the Exchange Act and interpretations thereof by SEC (henceforth referred to as "major institutional investors"). This document must not be acted on or relied on by persons who are not major institutional investors. Any investment or investment activity to which this document relates is only available to major institutional investors and will be engaged in only with major institutional investors. In reliance on the exemption from registration provided by Rule 15a-6 of the U.S. Securities Exchange Act of 1934, as amended (the "Exchange Act") and interpretations thereof by the U.S. Securities and Exchange Commission ("SEC") in order to conduct business with Institutional Investors based in the U.S., MOFSL has entered into a chaperoning agreement with a U.S. registered broker-dealer, Motilal Oswal Securities International Private Limited. ("MOSIPL"). Any business interaction pursuant to this report will have to be executed within the provisions of this chaperoning agreement.

The Research Analysts contributing to the report may not be registered /qualified as research analyst with FINRA. Such research analyst may not be associated persons of the U.S. registered broker-dealer, MOSIPL, and therefore, may not be subject to NASD rule 2711 and NYSE Rule 472 restrictions on communication with a subject company, public appearances and trading securities held by a research analyst account.

For Singapore

In Singapore, this report is being distributed by Motilal Oswal Capital Markets (Singapore) Pte. Ltd. ("MOCMSPL") (UEN 201129401Z), which is a holder of a capital markets services license and an exempt financial adviser in Singapore. This report is distributed solely to persons who (a) qualify as "institutional investors" as defined in section 4A(1)(c) of the Securities and Futures Act of Singapore ("SFA") or (b) are considered "accredited investors" as defined in section 2(1) of the Financial Advisers Regulations of Singapore read with section 4A(1)(a) of the SFA. Accordingly, if a recipient is neither an "institutional investor" nor an "accredited investor", they must immediately discontinue any use of this Report and inform MOCMSPL.

In respect of any matter arising from or in connection with the research you could contact the following representatives of MOCMSPL. In case of grievances for any of the services rendered by MOCMSPL write to grievances@motilaloswal.com.

Nainesh

Email: nainesh.rajani@motilaloswal.com

Contact: (+65) 8328 0276

Rajani

Specific Disclosures

- Research Analyst and/or his/her relatives do not have a financial interest in the subject company(ies), as they do not have equity holdings in the subject company(ies). MOFSL has financial interest in the subject company(ies) at the end of the week immediately preceding the date of publication of the Research Report: Yes.
Nature of Financial interest is holding equity shares or derivatives of the subject company
- Research Analyst and/or his/her relatives do not have actual/beneficial ownership of 1% or more securities in the subject company(ies) at the end of the month immediately preceding the date of publication of Research Report.
MOFSL has actual/beneficial ownership of 1% or more securities of the subject company(ies) at the end of the month immediately preceding the date of publication of Research Report: No
- Research Analyst and/or his/her relatives have not received compensation/other benefits from the subject company(ies) in the past 12 months.
MOFSL may have received compensation from the subject company(ies) in the past 12 months.
- Research Analyst and/or his/her relatives do not have material conflict of interest in the subject company at the time of publication of research report.
MOFSL does not have material conflict of interest in the subject company at the time of publication of research report.
- Research Analyst has not served as an officer, director or employee of subject company(ies).
- MOFSL has not acted as a manager or co-manager of public offering of securities of the subject company in past 12 months.
- MOFSL has not received compensation for investment banking /merchant banking/brokerage services from the subject company(ies) in the past 12 months.
- MOFSL may have received any compensation for products or services other than investment banking or merchant banking or brokerage services from the subject company(ies) in the past 12 months.
- MOFSL may have received compensation or other benefits from the subject company(ies) or third party in connection with the research report.
- MOFSL has not engaged in market making activity for the subject company.

The associates of MOFSL may have:

- financial interest in the subject company
 - actual/beneficial ownership of 1% or more securities in the subject company at the end of the month immediately preceding the date of publication of the Research Report or date of the public appearance.
 - received compensation/other benefits from the subject company in the past 12 months
 - any other potential conflict of interests with respect to any recommendation and other related information and opinions.; however the same shall have no bearing whatsoever on the specific recommendations made by the analyst(s), as the recommendations made by the analyst(s) are completely independent of the views of the associates of MOFSL even though there might exist an inherent conflict of interest in some of the stocks mentioned in the research report.
 - acted as a manager or co-manager of public offering of securities of the subject company in past 12 months
 - be engaged in any other transaction involving such securities and earn brokerage or other compensation or act as a market maker in the financial instruments of the company(ies) discussed herein or act as an advisor or lender/borrower to such company(ies)
 - received compensation from the subject company in the past 12 months for investment banking / merchant banking / brokerage services or from other than said services.
 - Served subject company as its clients during twelve months preceding the date of distribution of the research report.
- The associates of MOFSL has not received any compensation or other benefits from third party in connection with the research report
- Above disclosures include beneficial holdings lying in demat account of MOFSL which are opened for proprietary investments only. While calculating beneficial holdings, It does not consider demat accounts which are opened in name of MOFSL for other purposes (i.e holding client securities, collaterals, error trades etc.). MOFSL also earns DP income from clients which are not considered in above disclosures.

Analyst Certification

The views expressed in this research report accurately reflect the personal views of the analyst(s) about the subject securities or issues, and no part of the compensation of the research analyst(s) was, is, or will be directly or indirectly related to the specific recommendations and views expressed by research analyst(s) in this report.

Terms & Conditions:

This report has been prepared by MOFSL and is meant for sole use by the recipient and not for circulation. The report and information contained herein is strictly confidential and may not be altered in any way, transmitted to, copied or distributed, in part or in whole, to any other person or to the media or reproduced in any form, without prior written consent of MOFSL. The report is based on the facts, figures and information that are considered true, correct, reliable and accurate. The intent of this report is not recommendatory in nature. The information is obtained from publicly available media or other sources believed to be reliable. Such information has not been independently verified and no guaranty, representation of warranty, express or implied, is made as to its accuracy, completeness or correctness. All such information and opinions are subject to change without notice. The report is prepared solely for informational purpose and does not constitute an offer document or solicitation of offer to buy or sell or subscribe for securities or other financial instruments for the clients. Though disseminated to all the customers simultaneously, not all customers may receive this report at the same time. MOFSL will not treat recipients as customers by virtue of their receiving this report.

Disclaimer:

The report and information contained herein is strictly confidential and meant solely for the selected recipient and may not be altered in any way, transmitted to, copied or distributed, in part or in whole, to any other person or to the media or reproduced in any form, without prior written consent. This report and information herein is solely for informational purpose and may not be used or considered as an offer document or solicitation of offer to buy or sell or subscribe for securities or other financial instruments. Nothing in this report constitutes investment, legal, accounting and tax advice or a representation that any investment or strategy is suitable or appropriate to your specific circumstances. The securities discussed and opinions expressed in this report may not be suitable for all investors, who must make their own investment decisions, based on their own investment objectives, financial positions and needs of specific recipient. This may not be taken in substitution for the exercise of independent judgment by any recipient. Each recipient of this document should make such investigations as it deems necessary to arrive at an independent evaluation of an investment in the securities of companies referred to in this document (including the merits and risks involved), and should consult its own advisors to determine the merits and risks of such an investment. The investment discussed or views expressed may not be suitable for all investors. Certain transactions -including those involving futures, options, another derivative products as well as non-investment grade securities - involve substantial risk and are not suitable for all investors. No representation or warranty, express or implied, is made as to the accuracy, completeness or fairness of the information and opinions contained in this document. The Disclosures of Interest Statement incorporated in this document is provided solely to enhance the transparency and should not be treated as endorsement of the views expressed in the report. This information is subject to change without any prior notice. The Company reserves the right to make modifications and alternations to this statement as may be required from time to time without any prior approval. MOFSL, its associates, their directors and the employees may from time to time, effect or have effected an own account transaction in, or deal as principal or agent in or for the securities mentioned in this document. They may perform or seek to perform investment banking or other services for, or solicit investment banking or other business from, any company referred to in this report. Each of these entities functions as a separate, distinct and independent of each other. The recipient should take this into account before interpreting the document. This report has been prepared on the basis of information that is already available in publicly accessible media or developed through analysis of MOFSL. The views expressed are those of the analyst, and the Company may or may not subscribe to all the views expressed therein. This document is being supplied to you solely for your information and may not be reproduced, redistributed or passed on, directly or indirectly, to any other person or published, copied, in whole or in part, for any purpose. This report is not directed or intended for distribution to, or use by, any person or entity who is a citizen or resident of or located in any locality, state, country or other jurisdiction, where such distribution, publication, availability or use would be contrary to law, regulation or which would subject MOFSL to any registration or licensing requirement within such jurisdiction. The securities described herein may or may not be eligible for sale in all jurisdictions or to certain category of investors. Persons in whose possession this document may come are required to inform themselves of and to observe such restriction. Neither the Firm, not its directors, employees, agents or representatives shall be liable for any damages whether direct or indirect, incidental, special or consequential including lost revenue or lost profits that may arise from or in connection with the use of the information. The person accessing this information specifically agrees to exempt MOFSL or any of its affiliates or employees from, any and all responsibility/liability arising from such misuse and agrees not to hold MOFSL or any of its affiliates or employees responsible for any such misuse and further agrees to hold MOFSL or any of its affiliates or employees free and harmless from all losses, costs, damages, expenses that may be suffered by the person accessing this information due to any errors and delays.

This report is meant for the clients of Motilal Oswal only.

Investment in securities market are subject to market risks. Read all the related documents carefully before investing.

Registration granted by SEBI, enlistment as RA with Exchange and certification from NISM in no way guarantee performance of the intermediary or provide any assurance of returns to investors

Registered Office Address: Motilal Oswal Tower, Rahimtullah Sayani Road, Opposite Parel ST Depot, Prabhadevi, Mumbai-400025; Tel No.: 022 - 71934200 / 71934263; www.motilaloswal.com. Correspondence Address: Palm Spring Centre, 2nd Floor, Palm Court Complex, New Link Road, Malad (West), Mumbai- 400 064. Tel No: 022 71881000. Details of Compliance Officer: Neeraj Agarwal, Email Id: na@motilaloswal.com, Contact No.:022-40548085.

Grievance Redressal Cell:

Contact Person	Contact No.	Email ID
Ms. Hemangi Date	022 40548000 / 022 67490600	query@motilaloswal.com
Ms. Kumud Upadhyay	022 40548082	servicehead@motilaloswal.com
Mr. Ajay Menon	022 40548083	am@motilaloswal.com
Mr. Neeraj Agarwal	022 40548085	na@motilaloswal.com
Mr. Siddhartha Khemka	022 50362452	po.research@motilaloswal.com

Registration details of group entities.: Motilal Oswal Financial Services Ltd. (MOFSL): INZ000158836 (BSE/NSE/MCX/NCDEX); CDSL and NSDL: IN-DP-16-2015; Research Analyst: INH000000412, BSE enlistment no. 5028, AMFI registered Mutual Fund Distributor and SIF Distributor: ARN : 146822. IRDA Corporate Agent – CA0579, APMI: APRN00233. Motilal Oswal Financial Services Ltd. is a distributor of Mutual Funds, PMS, Fixed Deposit, Insurance, Bond, NCDs and IPO products.

Customer having any query/feedback/ clarification may write to query@motilaloswal.com. In case of grievances for any of the services rendered by Motilal Oswal Financial Services Limited (MOFSL) write to grievances@motilaloswal.com, for DP to dpgrievances@motilaloswal.com.