

Aditya Birla Capital

BSE SENSEX

82,694

S&P CNX

25,330



Bloomberg	ABCAP IN
Equity Shares (m)	2611
M.Cap.(INRb)/(USDb)	741.8 / 8.4
52-Week Range (INR)	295 / 149
1, 6, 12 Rel. Per (%)	1/63/26
12M Avg Val (INR M)	1211

Financials & Valuations (INR b)

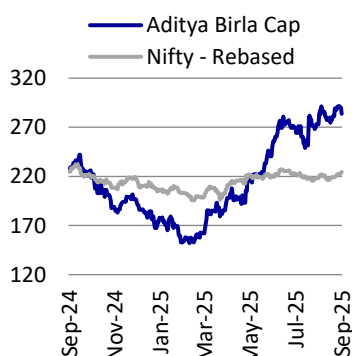
Y/E March	FY25	FY26E	FY27E
PBT Break-up			
NBFC	33.6	41.2	52.4
Housing	4.2	7.0	10.4
AMC	12.5	13.6	15.4
Life Insurance	1.6	1.8	2.0
Health Insurance	0.1	0.8	1.5
Other businesses	1.4	2.0	1.7
Consolidation adjustments	1.5	1.6	1.7
Consol PBT	54.8	67.9	85.2
Consol PAT Post MI and others	33.3	39.0	49.4
Growth (%)	-0.1	17.0	26.8
RoE (%)	11.6	12.2	13.9
Con PE	22.2	18.9	14.9
Cons. PBV	2.4	2.2	2.0

Shareholding pattern (%)

As On	Jun-25	Mar-25	Jun-24
Promoter	68.8	68.8	69.0
DII	12.1	9.8	8.1
FII	7.2	8.8	11.0
Others	12.0	12.6	11.9

FII Includes depository receipts

Stock performance (one-year)



CMP: INR284

TP: INR340 (+20%)

Buy

Driving growth and stability through retail acceleration

- Aditya Birla Capital (ABCL) has steadily evolved into a digitally enabled, customer-focused financial services platform with a diversified presence spanning lending, insurance, and asset management. The company has sharpened its strategic focus on expanding its retail and MSME lending portfolio, enhancing productivity through proprietary digital platforms, such as the ABCD App and Udyog Plus, and strengthening its omni-channel presence to boost direct customer engagement.
- In recent quarters, the company has implemented several strategic initiatives, including tightening underwriting standards, deliberately reducing exposure to small-ticket loans, and recalibrating digital partnerships in its personal and consumer loans (P&C) segment. These measures have helped it maintain asset quality, which is significantly stronger than that of its peers.
- With credit quality stabilizing and business momentum gaining traction, ABCL has started accelerating growth in its P&C segment. Provided the macro environment remains supportive, this momentum is likely to sustain in the coming quarters. Notably, the renewed focus on the P&C segment should also strengthen its overall profitability, given its structurally higher yields and margins.
- The housing finance subsidiary has posted robust growth over the past two years, underpinned by strategic investments that are now translating into tangible outcomes. Its strategy centers on maintaining a well-diversified portfolio, with a balanced emphasis on both prime and affordable housing, along with a significant presence in construction finance. Looking ahead, we expect the subsidiary to sustain its strong growth trajectory, supported by the capacity built in recent years and further reinforced by cross-selling opportunities across the ABG and ABC ecosystem.
- ABCL has successfully amalgamated its wholly owned subsidiary, Aditya Birla Finance (ABFL), with itself, creating a unified and larger entity with strengthened financial capacity and greater operational flexibility.
- With its key building blocks firmly established and a vast market opportunity ahead, the company is well-positioned to achieve the next phase of growth. Looking forward, it aims to sustain the strong momentum built over the past three years by leveraging its diversified business model and strengthening its digital capabilities to simplify financial services and deliver an enhanced customer experience.
- We expect a consolidated PAT (pre MI) CAGR of ~26% over FY25-27. The thrust on cross-selling, investments in digital platforms, and leveraging 'One ABC' will lead to healthy return ratios, even as we build in a consolidated RoE of ~14% by FY27. **Reiterate BUY with an SoTP (Mar'27E)-based TP of INR340.**

Abhijit Tibrewal - Research Analyst (Abhijit.Tibrewal@MotilalOswal.com)

Research Analyst: Nitin Aggarwal (Nitin.Aggarwal@MotilalOswal.com) | **Raghav Khemani** (Raghav.Khemani@MotilalOswal.com)

Investors are advised to refer through important disclosures made at the last page of the Research Report.

Motilal Oswal research is available on www.motilaloswal.com/Institutional-Equities, Bloomberg, Thomson Reuters, Factset and S&P Capital.

NBFC: Recovery in unsecured lending; focused growth with caution

- Over the past three years, the NBFC business has more than doubled its AUM, delivering a robust CAGR of over 30%. Notably, around 74% of the portfolio remains secured, underscoring the company's prudent risk management framework, which continues to anchor its growth strategy by balancing expansion with capital protection.
- In FY25, ABCL adopted a cautious approach by tightening its underwriting standards, reducing exposure to small-ticket unsecured loans, and recalibrating sourcing from select digital partners to mitigate risks such as customer over-leverage. These measures contributed to sustained asset quality, with 30+dpd improving by ~75bp YoY to ~3.7% as of Jun'25.
- With most lenders flagging stress in small-ticket unsecured MSME lending, the company remains relatively well positioned owing to its portfolio mix. ***Within the MSME portfolio, which forms 55% of the total loan book, ~46% is secured, while just 1.3% constitutes of small-ticket unsecured loans, an area where the company continues to remain cautious.***
- The recalibration of the P&C business brought down its share in the overall loan mix from ~20% to ~13% over the past two years. However, having made the necessary course correction, the company is now confident of scaling up this segment, which should support NIM improvement given its structurally higher yields. In addition, the ~1pp rate cut is expected to lower funding costs. Together, these factors are likely to drive margin expansion, with management guiding for margins to stabilize at ~6% and subsequently expand further.
- ABCL aims to double its NBFC loan book over the next three years, along with steady expansion in RoA. The improvement in RoA will be driven by a gradual margin expansion, gains in operating productivity, and a favorable shift in the underlying product mix.

HFC: Full-stack player with presence across prime and affordable segments

- Aditya Birla Housing Finance (ABHFL) is focused on building a digitally enabled, analytics-driven retail housing finance franchise that caters to salaried individuals, self-employed professionals, and micro-entrepreneurs across Tier-I suburbs and Tier-II/III cities, while maintaining strong credit quality. As a result of its disciplined underwriting and risk controls, 30+dpd has improved significantly, declining ~130bp YoY to 1.35% as of Jun'25.
- The company is looking to accelerate growth in both prime and affordable housing segments, with a target ATS of INR2.5-5m. This growth strategy is expected to be supported by synergies from the broader ABG ecosystem.
- Over the past three years, the company has made substantial investments in capacity building and branch infrastructure. With these investments now largely in place, it expects a significant improvement in operating leverage, which should contribute meaningfully to RoA expansion.
- ABHFL aims to sustain its growth momentum and expand its market share. As the portfolio scales up, it expects operating leverage to improve and profitability to strengthen. It has guided for RoA of ~2.0%-2.2% over the next 6-8 quarters.

AMC: Strong AUM growth with focus on retail expansion and digital integration

- ABSL AMC's fund performance has improved consistently since Jan'25, with ~67% of equity AUM appearing in the top two quartiles on a one-year return basis in Jul'25 compared to average of ~20% in the preceding 12 months.
- The company is expanding its product pipeline across alternatives (private markets and real estate), passives (ETFs, index funds, FoFs), and offshore strategies, reinforcing its multi-asset platform beyond its core MF platform.

- The company reported 21% YoY growth in total QAAUM to INR4.43t in Jun'25. Mutual Fund QAAUM rose 14% YoY to INR4.03t, with a market share of ~6.2%, supported by improved fund performance and strong sales momentum.
- The company continued to strengthen its retail franchise and expand its geographical reach, now operating in over 300 locations, with more than 80% of its presence in B30 cities.
- In FY25, the company strengthened its distribution network by expanding its empaneled base to over 89,000 MFDs, 330 national distributors, and 90+ banks. It added 10,500 MFDs during the year.
- Going forward, the AMC aims to strategically scale its retail franchise while diversifying product offerings. Growth will be driven by strengthening direct and HNI channels and accelerating SIP inflows to ensure long-term AUM stability.
- Digital capabilities are in focus, with continued investments to ensure seamless service delivery and customer experience. The company also aims to expand its geographic footprint, strengthen multi-channel distribution, and deepen synergies through One ABC locations to drive cross-sell and up-sell momentum.

Life and health insurance segments scale up with market share gains

- Aditya Birla Life Insurance (ABSLI) emerged as the fastest-growing life insurance player in FY25, with individual first-year premium (FYP) rising 34% YoY to INR41.1b, significantly outpacing 15% growth for private players and 10% growth for the industry. Management has guided for a CAGR of 20-22% in individual FYP and VNB margins of over 18% in the next three years.
- Aditya Birla Health Insurance (ABHI) is one of the fastest-growing health insurers, with GWP rising 33% YoY to INR49b in FY25. The company achieved breakeven in its eighth full year of operations, reporting a net profit of INR50m. As of Jun'25, the combined ratio stood at 111% (vs. 112% in 1QFY25). We are optimistic about the long-term outlook of the health insurance sector. ABHI aspires to be the fastest-growing health insurer and targets to achieve a combined ratio of ~100% at the earliest.

Valuation and view

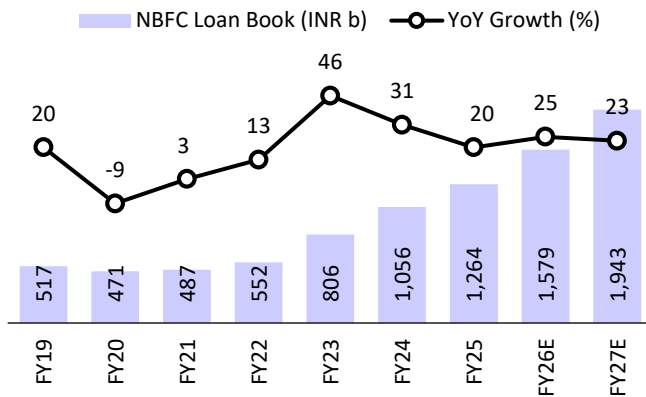
- ABCL continues to demonstrate healthy growth in its core businesses, NBFC, HFC, AMC, and life and health insurance, supported by improving profitability, operational leverage, and strong customer acquisition momentum. Its 'One ABC' strategy enhances cross-selling opportunities, increases wallet share, and improves cost efficiency. Its focus on digital transformation and expansion of distribution reach should also support long-term growth.
- We estimate a consolidated PAT (pre-MI) CAGR of ~26% over FY25-27. The thrust on cross-selling, investments in digital, and leveraging 'One ABC' will lead to healthy return ratios, even as we build in a consolidated RoE of ~14% by FY27. **Reiterate our BUY rating with an SoTP (Mar'27E)-based TP of INR340.**

ABCL: SOTP - Mar'27

	Stake	Value (INR B)	Value (USD B)	INR per share	% To Total	Rationale
NBFC	100	470	5.5	181	53	❖ 1.8x PBV
HFC	100	101	1.2	39	11	❖ 1.6x PBV
AMC	45	140	1.6	54	16	❖ 27x Earnings
LI	51	129	1.5	50	15	❖ 1.3x EV
Health Ins	46	35	0.4	14	4	❖ 1.0x GWP
Others		5	0.1	2	1	
Target Value		882	10.3	340	100	
Current market cap.		737	8.6	284		
Upside (%)		20	20	20		

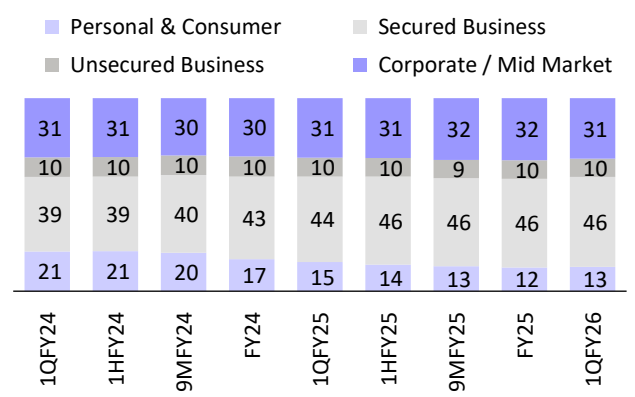
Key exhibits

Exhibit 1: NBFC loan book CAGR of 24% over FY25-FY27 (%)



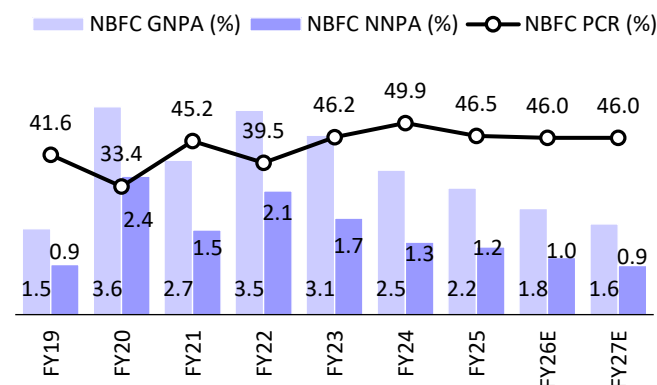
Source: MOFSL, Company

Exhibit 2: NBFC AUM Mix (%)



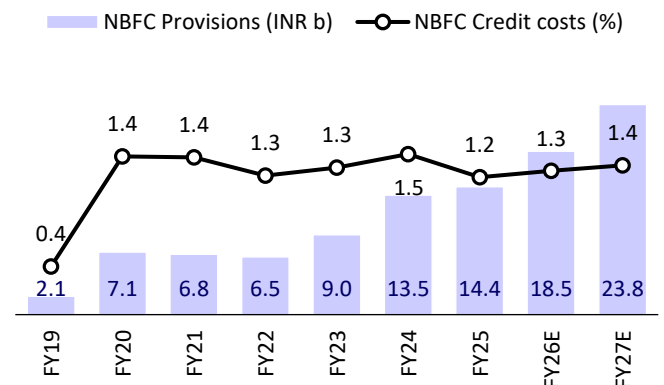
Source: MOFSL, Company

Exhibit 3: NBFC asset quality continues to improve



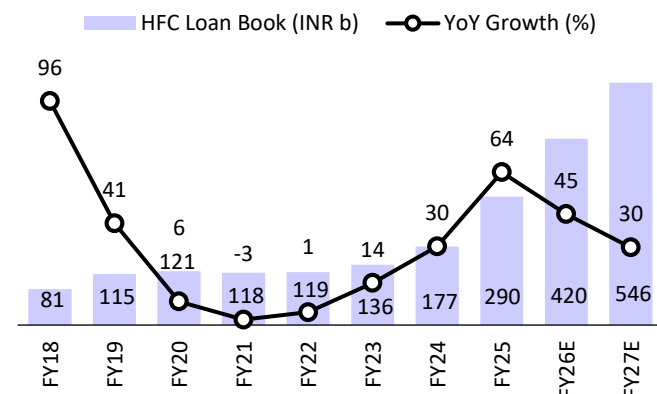
Source: MOFSL, Company

Exhibit 4: NBFC credit costs to remain range-bound



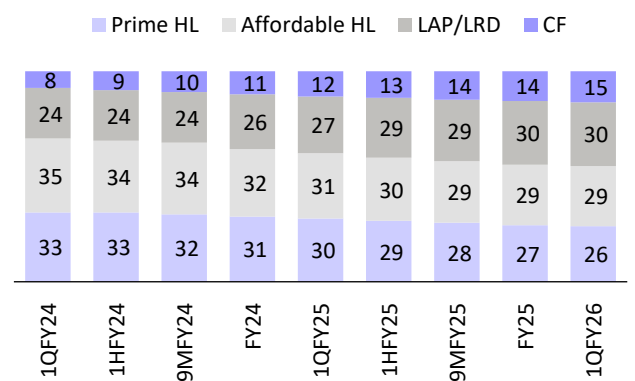
Source: MOFSL, Company

Exhibit 5: HFC loan book CAGR of 37% over FY25-FY27



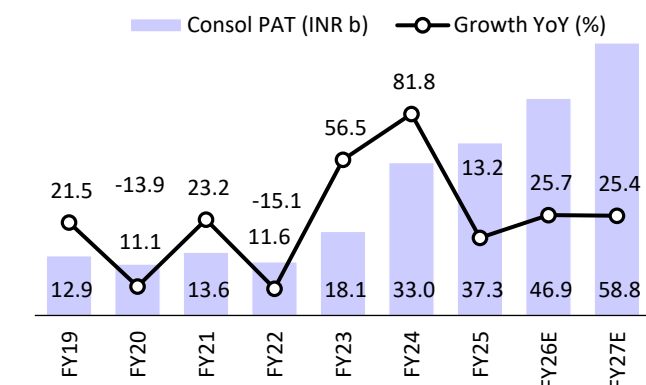
Source: MOFSL, Company

Exhibit 6: HFC AUM Mix (%)



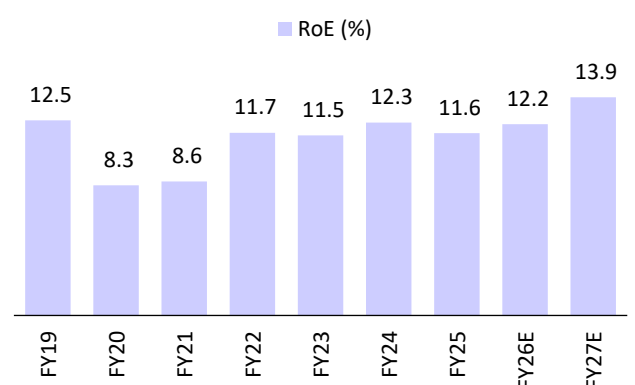
Source: MOFSL, Company

Exhibit 7: Consol. PAT CAGR (Pre-MI) of ~26% over FY25-27E



Source: MOFSL, Company

Exhibit 8: Consol. RoE of 13.9% in FY27E

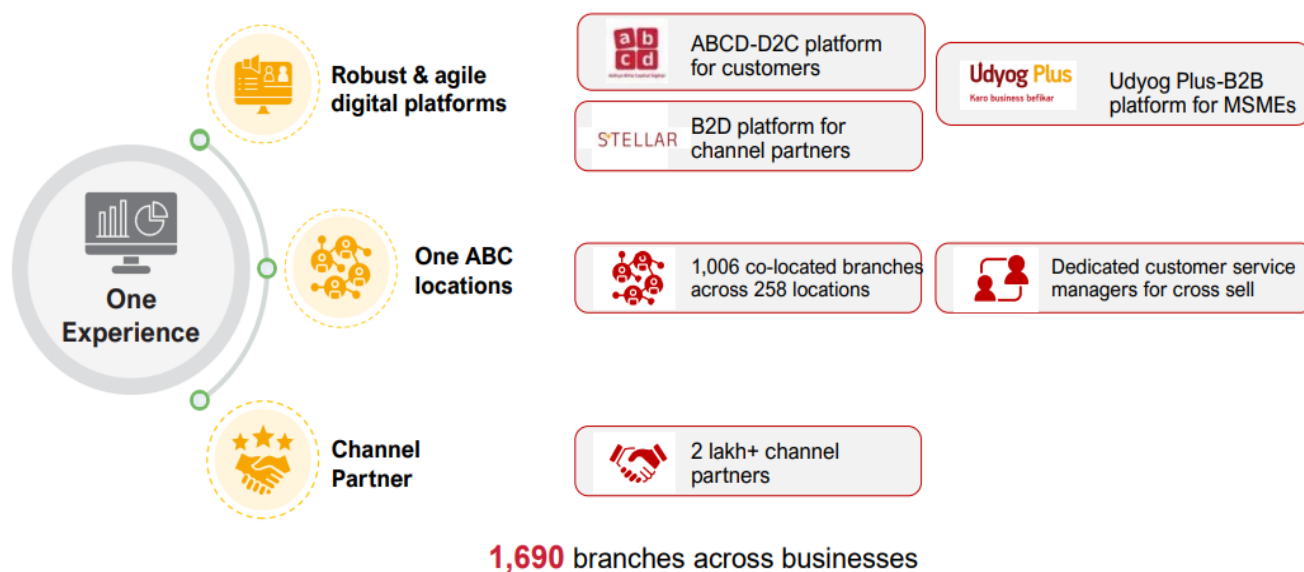


Source: MOFSL, Company

Omni-channel architecture: Enhancing flexibility and customer engagement

- ABCL's continued emphasis on digital reinvention and customer experience is reflected in its omni-channel architecture, which enables customers to engage seamlessly through their preferred channels, be it website, mobile app, or branches. This integrated approach has been instrumental in deepening customer engagement while advancing the company's mission of simplifying finance – 'making it as simple as ABCD'.
- With a robust national footprint, ABCL is supported by a workforce of over 60k employees and operates through more than 1,690 branches, 200k agents and channel partners, along with several banking alliances. As of Jun'25, the company manages assets exceeding INR5.54t and has a consolidated lending book of over INR1.66t through its NBFC and HFC.
- Over the past three years, ABCL has embarked on a comprehensive transformation journey, marked by consolidation and strategic realignment. The company has redefined its long-term vision, reshaped its business model, and significantly strengthened its capabilities in data, digital, and technology.
- Launched about a year ago, the ABCD D2C platform offers a wide range of over 25 product and service categories, including loans, investments, insurance, and payments, catering to customers' diverse financial needs. The platform has seen strong traction, acquiring around 6.4m customers as of Jun'25. With an ambitious goal of adding 30m new users by FY27, the platform continues to scale at a healthy pace.

Exhibit 9: Omni-channel architecture providing complete flexibility to customers to choose preferred channel of interaction



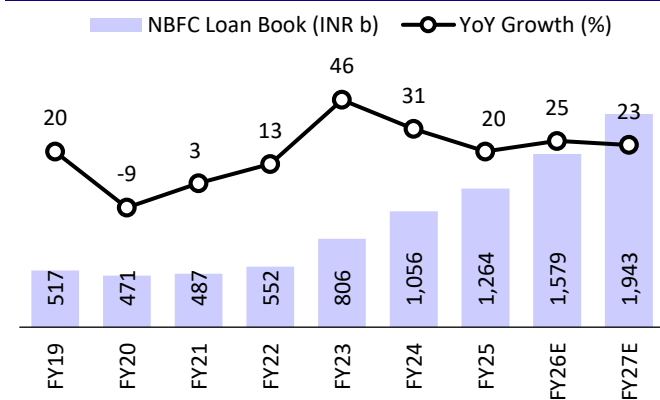
- Udyog Plus, ABCL's B2B platform for the MSME segment, offers a fully digital and paperless experience for business loans, supply chain financing, and other value-added services. As of Jun'25, the platform had over 2.4m registrations and AUM of ~INR37b. It accounted for around 30% of unsecured business loan disbursements in the NBFC business, with nearly 37% of these disbursements originating from the ABG ecosystem.

- Launched in Jan'25, ABC Stellar is a dedicated business B2D platform designed to enhance productivity and streamline operations for ABCL's vast distributor network of over 200k partners. The platform serves as a one-stop digital companion, enabling distributors to onboard customers seamlessly, manage leads efficiently, access training modules, and monitor their performance, commissions, rewards, and recognitions, all within a unified interface.

NBFC: Strong recovery in unsecured lending; focused growth with caution

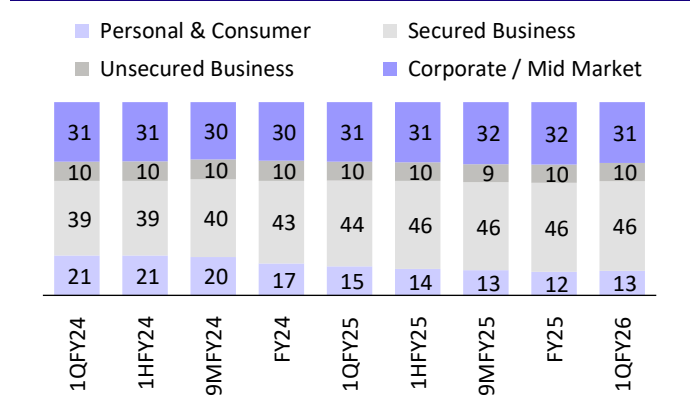
- ABCL is focused on driving growth across all business segments, with a rising share from the retail and MSME portfolios. The momentum will be fueled by the continued scale-up of its proprietary digital platforms, ABCD App and Udyog Plus, alongside sustained investments in branch infrastructure to deepen direct sourcing capabilities.
- With past investments in emerging geographies beginning to yield results, operating leverage is expected to strengthen. ABCL will maintain a prudent risk management framework with a strong emphasis on capital preservation.
- In the past three years, the NBFC business has more than doubled its AUM at a robust CAGR of over 30%. Notably, around 74% of the portfolio is secured, underscoring its prudent risk management framework, which continues to anchor its growth strategy by balancing expansion with capital protection.
- ABCL aims to double its loan book over the next three years, with this growth likely to be accompanied by a steady expansion in RoA. This improvement is expected to be driven by margin enhancement, gains in operating productivity, and a favorable shift in the overall product mix.

Exhibit 10: NBFC loan book CAGR of 24% over FY25-FY27



Source: MOFSL, Company

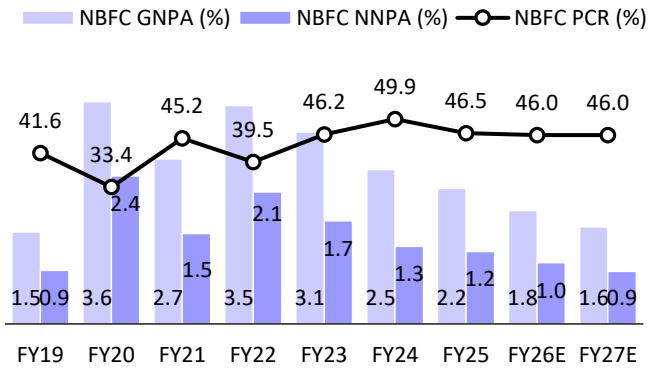
Exhibit 11: NBFC AUM Mix (%)



Source: MOFSL, Company

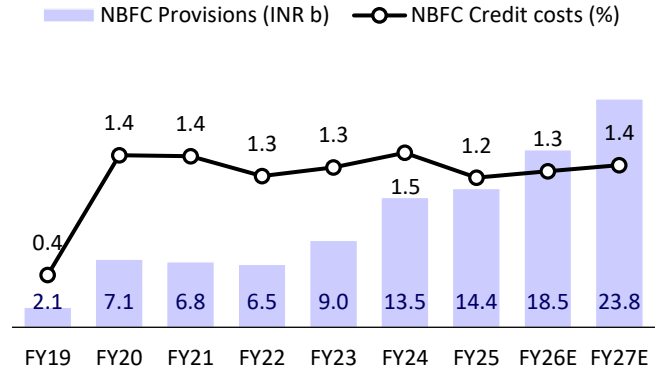
- In FY25, the company adopted a cautious approach by tightening underwriting standards, reducing exposure to small-ticket unsecured loans, and recalibrating sourcing from select digital partners to mitigate risks such as customer over-leverage. These measures contributed to sustained asset quality, with 30+dpd improving by ~75bp YoY to ~3.7% as of Jun'25.
- While unsecured SME GNPA was high at 5.4% as of Jun'25, management noted that 53% of Stage 3 loans are backed by government guarantees covering 75% of the principal under the CGTSME scheme, with an expected recovery timeline of 12-18 months. Despite higher GNPA in the unsecured segment, credit costs were contained at 1.3% in 1QFY26, and management expects them to remain at similar levels through FY26. We expect credit costs of 1.3%/1.4% in FY26/FY27E.

Exhibit 12: NBFC asset quality continues to improve



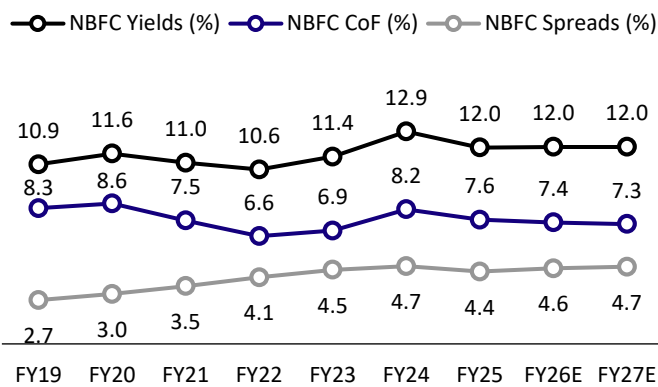
Source: MOFSL, Company

Exhibit 13: NBFC credit cost to remain range-bound



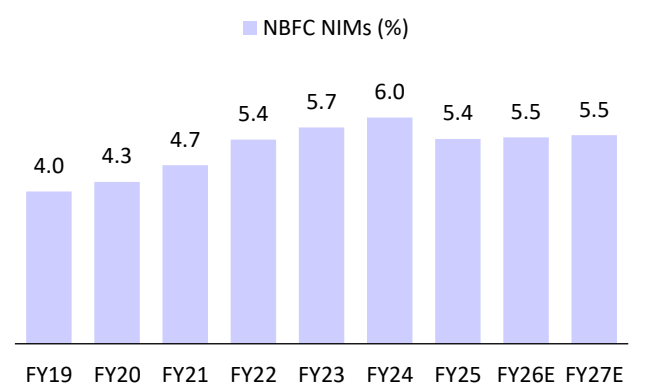
Source: MOFSL, Company

Exhibit 14: NBFC spreads to rise in FY26



Source: MOFSL, Company

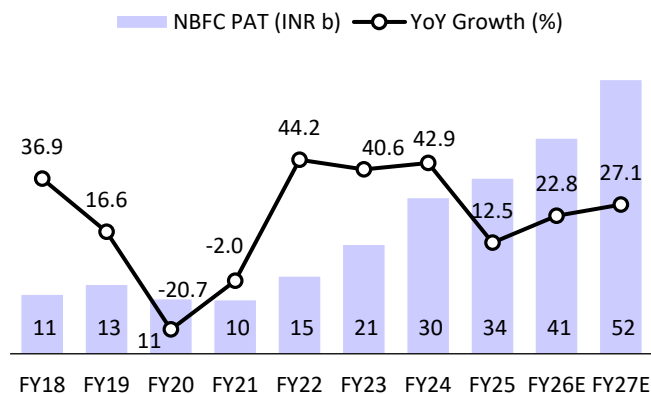
Exhibit 15: NBFC NIMs expected to expand by ~10bp in FY26E



Source: MOFSL, Company

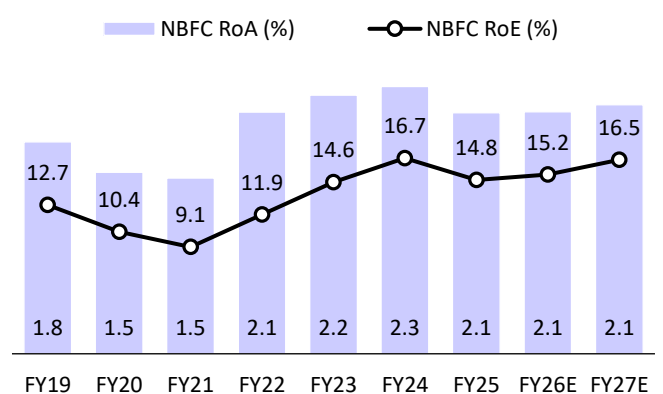
- ABCL remains focused on simplifying finance for its customers by leveraging digital capabilities to drive sustainable and profitable growth. The company intends to deepen its presence in the MSME segment, launch new products, and increase the share of directly sourced business.
- Through enhanced digital solutions, ABCL aims to improve turnaround times, deliver a superior customer experience via mobile-first interfaces, enable faster decision-making with improved approval rates, and strengthen its customer selection process. Going forward, it plans to scale the share of personal loans, consumer finance, and unsecured MSME lending within its overall portfolio.

Exhibit 16: NBFC PAT CAGR of ~25% over FY25-FY27E



Source: MOFSL, Company

Exhibit 17: NBFC RoA/RoE of 2.1/17% in FY27E



Source: MOFSL, Company

HFC: Full-stack player with presence across prime and affordable segments

- ABCL aims to accelerate growth in both prime and affordable segments, targeting an average ticket size of INR2.5-5.0m. This growth strategy is expected to be supported by synergies from the broader ABG ecosystem. ABCL plans to harness its digital capabilities to enable seamless customer onboarding and servicing, resulting in a significant reduction in TAT and increased customer engagement. The goal is to become the preferred financial partner for its customers.
- To sustain this growth trajectory and capture incremental market share, ABCL has made substantial investments in distribution, data analytics, digital infrastructure, and emerging technologies.

Exhibit 18: HFC loan book CAGR of 37% over FY25-FY27

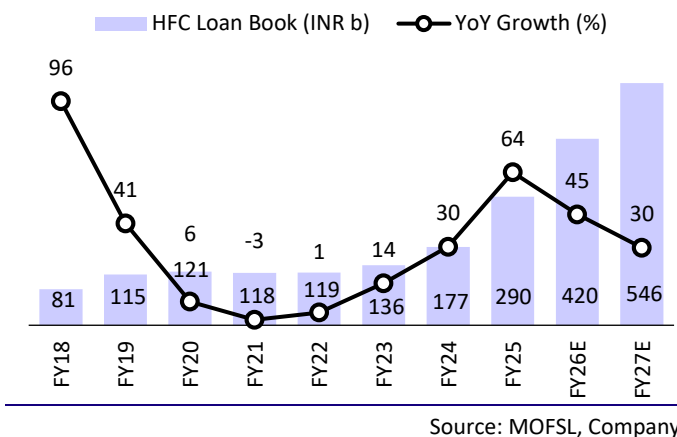
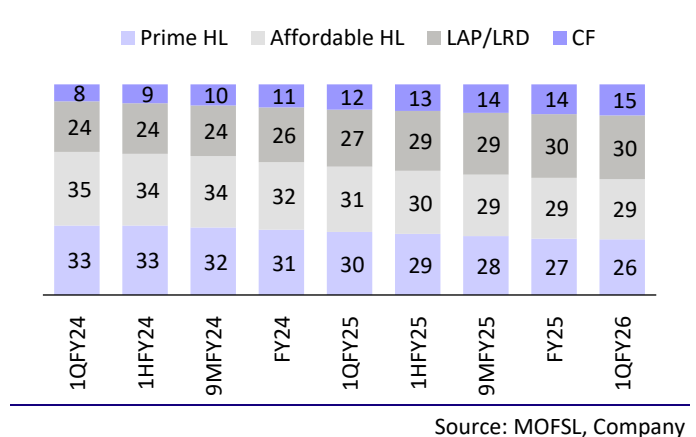


Exhibit 19: HFC AUM Mix (%)



- ABHFL is focused on building a digitally enabled, analytics-driven retail housing finance franchise that caters to salaried individuals, self-employed professionals, and micro-entrepreneurs across Tier-I suburbs and Tier-II/III cities while maintaining strong credit quality. As a result of its disciplined underwriting and risk controls, 30+dpd has improved significantly, declining ~130bp YoY to 1.35% as of Jun'25.

Exhibit 20: Asset quality in HFC continues to improve

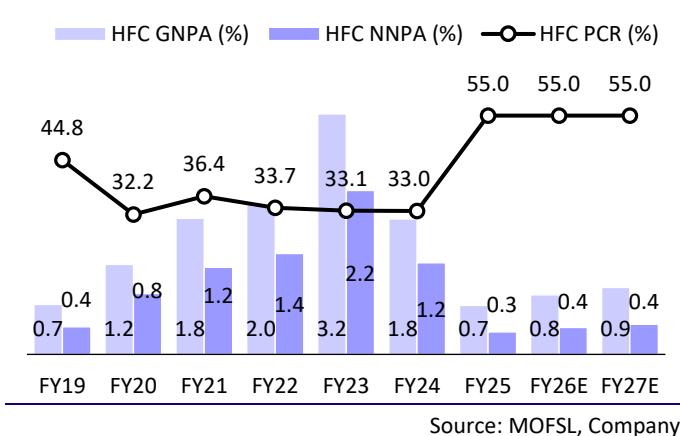


Exhibit 21: Expect HFC credit costs to remain benign

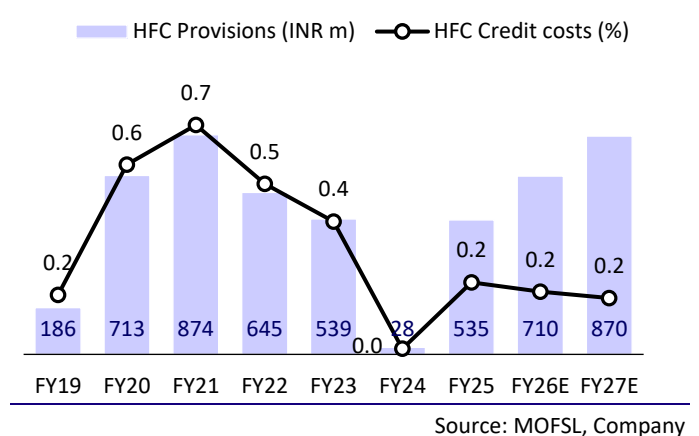
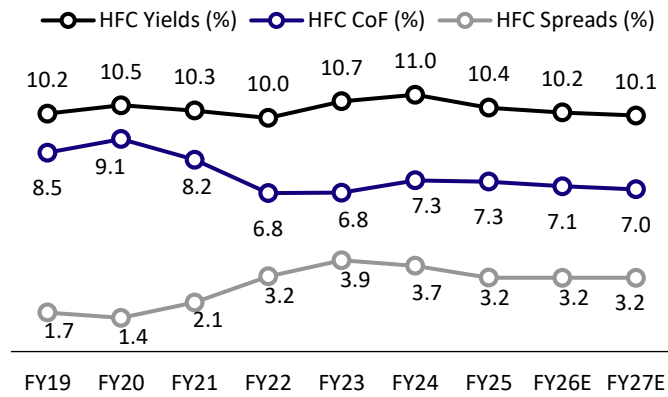
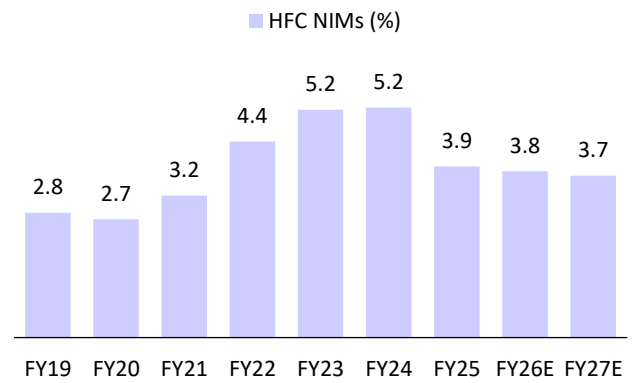


Exhibit 22: HFC Spreads to remain range bound



Source: MOFSL, Company

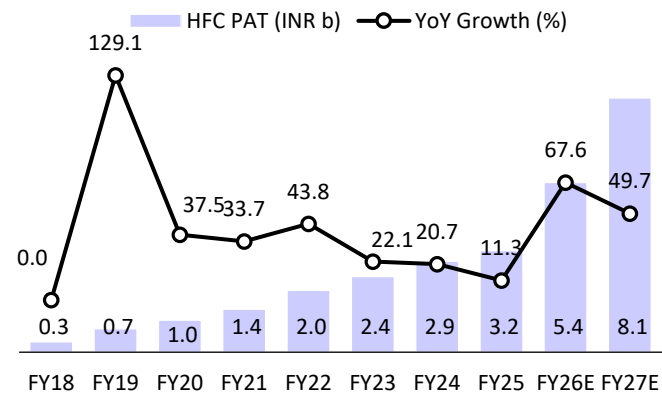
Exhibit 23: Expect HFC NIMs to decline by ~10bp in FY26E



Source: MOFSL, Company

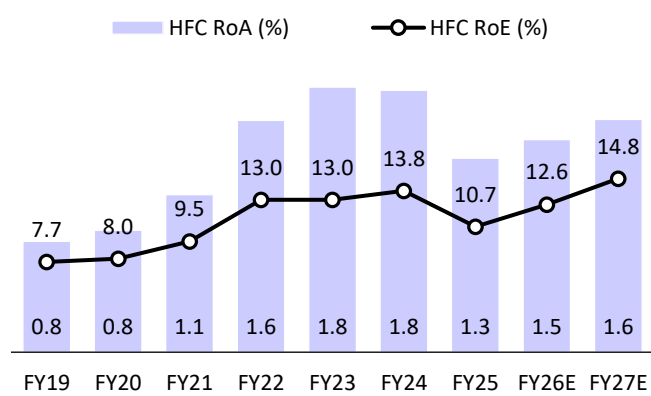
- The external environment remains favorable, with the government's expanded focus on affordable housing under PMAY and higher sectoral investments providing further growth opportunities. In response, ABHFL has strengthened its digital infrastructure, technology platforms, talent base, and distribution reach to effectively capitalize on these tailwinds.
- ABHFL aims to sustain its growth momentum and expand its market share. As the portfolio scales up, the company expects operating leverage to improve and profitability to strengthen. It is targeting RoA of ~2%-2.2% over the next 6-8 quarters.

Exhibit 24: HFC PAT CAGR of ~58% over FY25-FY27E



Source: MOFSL, Company

Exhibit 25: HFC RoA/RoE of 1.6/15% in FY27E



Source: MOFSL, Company

AMC: Strong AUM growth with focus on retail expansion and digital integration

- ABSL AMC reported 21% YoY growth in total QAAUM to INR4.43t in Jun'25. Mutual Fund QAAUM rose 14% YoY to INR4.03t, with a market share of 6.24%, supported by improved fund performance and strong sales momentum.
- The company is expanding its product pipeline across alternatives (private markets and real estate), passives (ETFs, index funds, FoFs), and offshore strategies, reinforcing its multi-asset platform beyond its core MF platform.
- Over the past few years, the company has focused on strengthening its retail franchise and expanding its geographic footprint across B30 cities. It has established a pan-India presence in over 300 locations, with more than 80% situated in B30 regions.
- In FY25, the company strengthened its distribution network by expanding its empaneled base to over 89,000 MFDs, 330 national distributors, and 90+ banks, adding 10,500 MFDs during the year.

Exhibit 26: Healthy AAUM growth

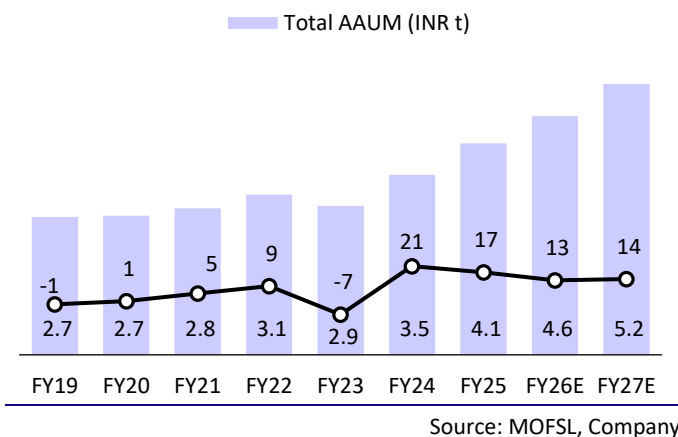
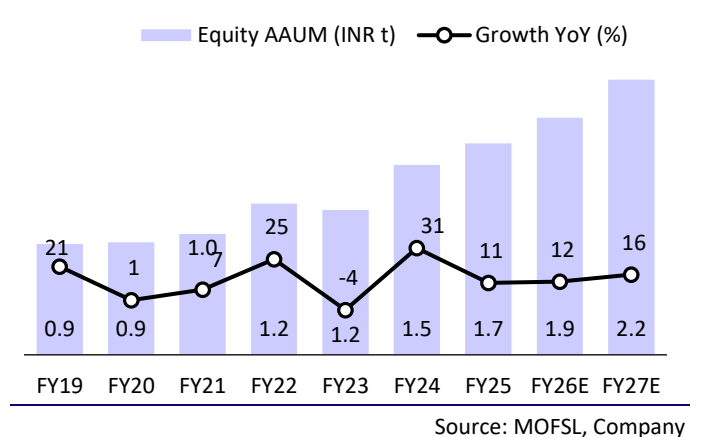


Exhibit 27: Equity AAUM to grow by ~12% in FY26E



Multi-channel distribution network strategy

- As part of its broader strategic focus, the company is actively developing the retail sales segment across all markets. Efforts have been directed towards strengthening its multi-channel sales ecosystem and distribution network by integrating key levers such as direct channel, emerging markets, virtual relationship managers (VRM), service-to-sales, and the Sampark initiative. These multi-channel market efforts, aimed at deepening geographic penetration, have delivered encouraging outcomes.
- The direct channel is designed to offer personalized attention and customized solutions for high-net-worth clients, with an emphasis on expanding presence beyond the top eight cities in India.
- The emerging markets initiative focuses on tapping into rural and underpenetrated regions at an early stage to drive long-term growth. It also aims to enhance product awareness through continuous engagement with investors and distributors.
- The VRM model enhances the onboarding and servicing experience for new distributors through virtual support, with a focus on increasing activations, SIPs, and gross sales. It also aims to upgrade mutual fund penetration across target segments.

Strong outlook with focus on expansion in retail franchise

- Going forward, the company aims to scale up its retail franchise and diversify its product offerings by strengthening the Direct and HNI channels, driving SIP flow growth, and expanding its alternative assets business across AIF, PMS, and Real Estate. It also plans to launch new products in equity and fixed income AIF while scaling existing PMS portfolios and enhancing engagement with institutional investors.
- On the digital and distribution front, the company intends to leverage digital platforms for seamless service delivery, expand its geographic footprint, and strengthen its multi-channel distribution network. Additionally, it will utilize the broader One ABC ecosystem to boost cross-sell and up-sell opportunities.

Life and health insurance segments scale up with market share gains

Life Insurance

- ABSLI emerged as the fastest-growing major player in FY25, with individual FYP rising 34% YoY to INR41.1b, significantly outpacing 15% growth for private players and 10% expansion for the industry.
- The company remains committed to long-term growth, value creation, and stable statutory profitability, with a strong focus on maintaining high-quality standards across operations. A comprehensive action plan has been implemented, with active monitoring of risk areas to ensure sustainable performance.
- Management has guided for a 20-22% CAGR in individual FYP over the next three years, with a continued focus on expanding VNB margins beyond 18%.

Health Insurance

- ABHI is one of the fastest-growing health insurers, with GWP rising 33% YoY to INR49b in FY25. The company achieved breakeven in its eighth full year of operations, reporting a net profit of INR50m. As of Jun'25, the combined ratio stood at 111%, up from 112% in 1QFY25.
- Despite being a relatively new player, the company has achieved strong growth across its distribution channels, keeping pace with established industry peers. It maintains a well-diversified business mix across both channels and product lines, which enhances resilience against market volatility and supports broad-based market presence and business stability. The company also offers a comprehensive product suite designed to meet diverse customer needs, with a consistent focus on delivering value to stakeholders.
- As part of its long-term strategy, the company is working to increase the contribution from proprietary channels. Significant investments have been made in this direction, resulting in a presence across more than 225 branch locations and access to a network of over 140k agents.
- Despite regulatory headwinds, ABHI remains optimistic about the long-term outlook and aims to become the fastest-growing health insurer, targeting a 100% combined ratio at the earliest.

Valuation and view

- ABCL continues to demonstrate healthy growth across its core businesses, NBFC, HFC, AMC, life and health insurance, supported by improving profitability, operational leverage, and strong customer acquisition momentum. The company is benefiting from its "One ABC" strategy that enhances cross-sell opportunities, increases wallet share, and improves cost efficiencies. Its focus on digital transformation and expanding distribution reach further supports long-term growth.
 - We expect a consolidated PAT (pre MI) CAGR of ~26% over FY25-27. The thrust on cross-selling, investments in digital, and leveraging 'One ABC' will lead to healthy return ratios, even as we build in a consolidated RoE of ~14% by FY27.
- Reiterate BUY with an SoTP (Mar'27E)-based TP of INR340.**

Exhibit 28: Expect Consol. PAT CAGR of ~26% over FY25-27E

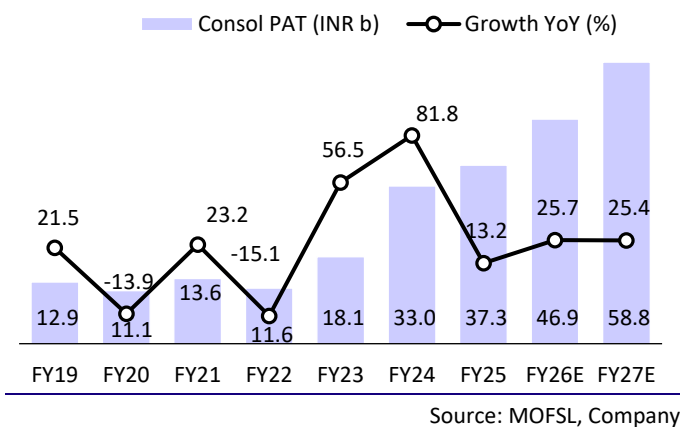


Exhibit 29: Consol. RoE of ~14% in FY27E

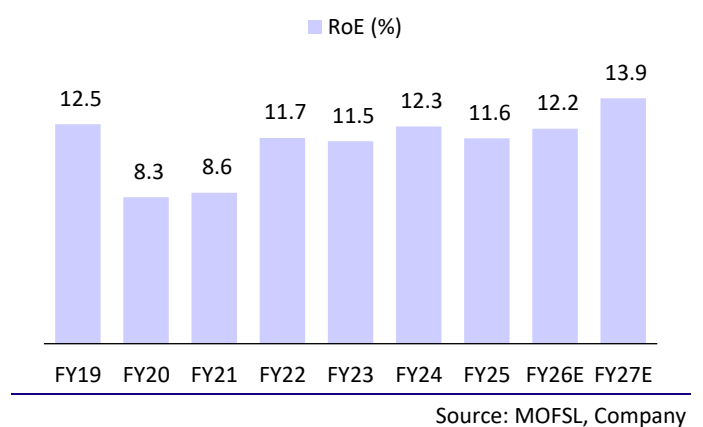


Exhibit 30: One-year forward P/B

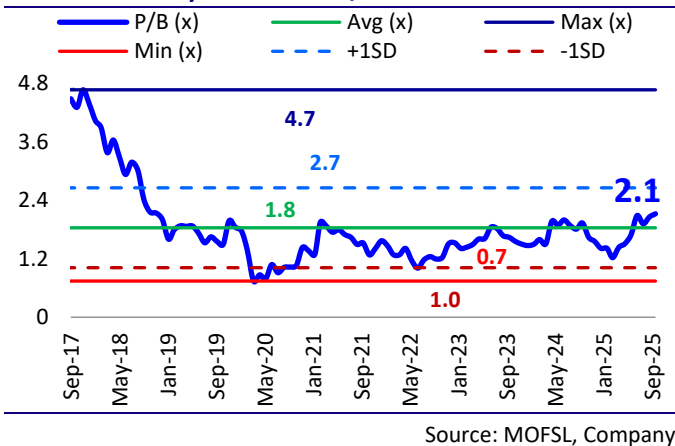
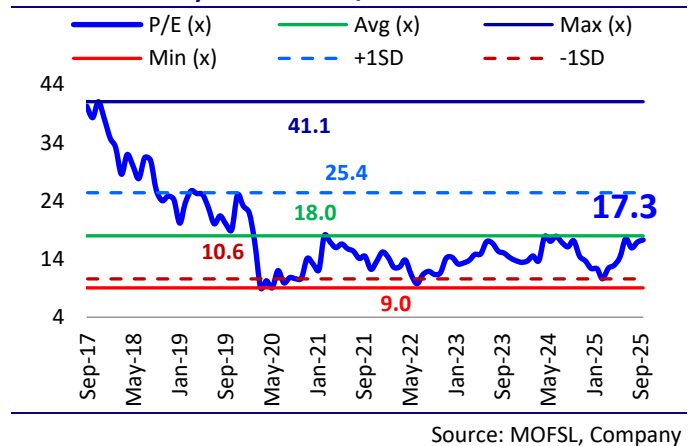


Exhibit 31: One-year forward P/E



Financials and Valuation

Income Statement								(INR m)	
Y/E MARCH	FY19	FY20	FY21	FY22	FY23	FY24	FY25	FY26E	FY27E
NBFC	13,280	10,529	10,314	14,883	20,902	29,871	33,600	41,247	52,410
Housing	1,073	1,362	1,764	2,533	3,085	3,765	4,194	6,956	10,411
AMC	6,468	6,609	6,958	8,948	7,939	10,084	12,450	13,576	15,442
Life Insurance	1,315	1,370	1,510	1,750	1,960	1,980	1,580	1,817	2,035
Health Insurance		-2,460	-2,000	-3,087	-2,180	-1,820	60	800	1,500
Other Businesses	414	590	931	1,217	1,439	1,364	1,386	1,953	1,724
Consolidation Adjustments	-2,011	-1,128	256	-8,396	-6,909	897	1,479	1,579	1,679
Consolidated PBT	20,538	16,872	19,733	17,848	26,237	46,140	54,750	67,929	85,200
Taxes	7,681	5,804	6,096	6,267	8,112	13,180	17,450	21,058	26,412
<i>Tax Rate (%)</i>	<i>37.4</i>	<i>34.4</i>	<i>30.9</i>	<i>35.1</i>	<i>30.9</i>	<i>28.6</i>	<i>31.9</i>	<i>31.0</i>	<i>31.0</i>
Consolidated PAT	12,857	11,068	13,637	11,582	18,125	32,960	37,300	46,871	58,788
Share of JV and MI Adjustments	1,620	1,899	2,368	3,868	2,443	3,940	5,890	7,885	9,353
Other Adjustments	20	14	-2	1,610	27,390	4,330	1,910		
Consolidated PAT Post MI	11,237	9,169	11,269	17,060	47,958	33,350	33,320	38,986	49,435

% of Total PBT	FY19	FY20	FY21	FY22	FY23	FY24	FY25	FY26E	FY27E
NBFC	64.7	62.4	52.3	83.4	79.7	64.7	61.4	60.7	61.5
Housing	5.2	8.1	8.9	14.2	11.8	8.2	7.7	10.2	12.2
AMC	31.5	39.2	35.3	50.1	30.3	21.9	22.7	20.0	18.1
Life Insurance	6.4	8.1	7.7	9.8	7.5	4.3	2.9	2.7	2.4
Health Insurance	0.0	-14.6	-10.1	-17.3	-8.3	-3.9	0.1	1.2	1.8
Other Businesses	2.0	3.5	4.7	6.8	5.5	3.0	2.5	2.9	2.0
Consolidation Adjustments	-9.8	-6.7	1.3	-47.0	-26.3	1.9	2.7	2.3	2.0
Consolidated PBT	100.0	100.0	100.0	100.0	100.0	100.0	100.0	100.0	100.0

Change YoY %	FY19	FY20	FY21	FY22	FY23	FY24	FY25	FY26E	FY27E
NBFC	16.6	-20.7	-2.0	44.3	40.4	42.9	12.5	22.8	27.1
Housing	352.3	26.9	29.5	43.6	21.8	22.0	11.4	65.9	49.7
AMC	23.6	2.2	5.3	28.6	-11.3	27.0	23.5	9.0	13.7
Life Insurance	0.8	4.2	10.2	15.9	12.0	1.0	-20.2	15.0	12.0
Other Businesses	-16.0	42.7	57.8	30.8	18.3	-5.3	1.7	40.9	-11.7
Consolidation Adjustments	-13.0	-43.9							
Consolidated PBT	25.6	-17.9	17.0	-9.6	47.0	75.9	18.7	24.1	25.4
Taxes	33.2	-24.4	5.0	2.8	29.4	62.5	32.4	20.7	25.4
Consolidated PAT	21.5	-13.9	23.2	-15.1	56.5	81.8	13.2	25.7	25.4
Minority Interest	-7.2	17.3	24.7	63.3	-36.8	61.3	49.5	33.9	18.6
Consolidated PAT Post MI	27.2	-18.4	22.9	51.4	181.1	-30.5	-0.1	17.0	26.8

Financials and Valuation

Balance sheet									(INR m)
Y/E MARCH	FY19	FY20	FY21	FY22	FY23	FY24	FY25	FY26E	FY27E
ESC	22,014	24,138	24,153	24,163	24,180	26,000	26,070	25,937	25,937
Reserves and Surplus	73,110	1,01,620	1,13,273	1,30,758	1,78,928	2,42,172	2,77,817	3,09,050	3,49,133
Net worth	95,124	1,25,758	1,37,426	1,54,921	2,03,108	2,68,173	3,03,887	3,34,987	3,75,070
Non-Controlling Interest	11,574	13,196	14,848	15,986	15,093	18,205	19,583	27,469	36,821
Other Capital Instruments	0	0	0	0	0	0	0	0	0
Borrowings	5,63,242	5,56,298	5,26,750	5,80,519	8,43,208	10,95,401	13,93,474	18,38,782	22,92,055
Change (%)	26.5	-1.2	-5.3	10.2	45.3	29.9	27.2	32.0	24.7
Insurance Business Related	4,01,500	4,12,645	5,24,765	6,08,734	6,90,899	8,53,885	9,83,506	10,81,856	11,90,042
Change (%)	10.1	2.8	27.2	16.0	13.5	23.6	15.2	10.0	10.0
Other liabilities	25,480	30,020	39,175	51,235	55,233	85,355	90,164	94,958	1,22,255
Change (%)	-18.7	17.8	30.5	30.8	7.8	54.5	5.6	5.3	28.7
Total Liabilities	10,96,920	11,37,917	12,42,963	14,11,395	18,07,541	23,21,018	27,90,614	33,78,052	40,16,243
Customer assets	6,37,935	6,32,618	6,17,017	6,92,424	9,87,538	13,16,047	16,04,726	20,76,527	25,73,072
Change (%)	22.6	-0.8	-2.5	12.2	42.6	33.3	21.9	29.4	23.9
Fixed Assets	9,262	12,550	13,038	13,500	13,228	17,466	20,513	18,603	20,422
Change (%)	6.4	35.5	3.9	3.5	-2.0	32.0	17.4	-9.3	9.8
Insurance Business Related	4,14,145	4,28,267	5,48,472	6,32,012	7,07,526	8,66,583	10,02,672	11,08,007	12,24,888
Change (%)	10.6	3.4	28.1	15.2	11.9	22.5	15.7	10.5	10.5
Other assets	35,578	64,483	64,437	73,459	99,250	1,20,923	1,62,703	1,74,915	1,97,861
Change (%)	4.8	81.2	-0.1	14.0	35.1	21.8	34.6	7.5	13.1
Total Assets	10,96,920	11,37,917	12,42,963	14,11,395	18,07,541	23,21,018	27,90,614	33,78,052	40,16,243

Y/E MARCH	FY19	FY20	FY21	FY22	FY23	FY24	FY25	FY26E	FY27E
NBFC	74,165	80,782	88,379	98,604	1,14,262	1,52,435	1,85,936	2,16,624	2,55,617
Housing	11,903	13,829	15,192	17,210	19,680	22,598	37,831	48,250	61,360
AMC	12,154	13,041	17,109	21,896	25,204	32,160	37,040	41,407	45,796
Life Insurance	24,488	26,574	26,574	29,368	32,086	38,041	42,432	44,249	46,284
Other Businesses	2,322	2,112	2,799	3,178	3,786	4,799	3,958	9,658	11,182
Consolidation Adjustments	-18,335	2,618	2,223	652	23,182	36,345	16,273	2,269	-8,346
Consolidated Net worth	1,06,698	1,38,954	1,52,274	1,70,907	2,18,201	2,86,378	3,23,471	3,62,456	4,11,891
Of which Non-controlling Int	11,574	13,196	14,848	15,986	15,093	18,205	19,583	27,469	36,821
Consolidated NW Post NCI	95,124	1,25,758	1,37,426	1,54,921	2,03,108	2,68,173	3,03,887	3,34,987	3,75,070

% of Total Network	FY19	FY20	FY21	FY22	FY23	FY24	FY25	FY26E	FY27E
NBFC	69.5	58.1	58.0	57.7	52.4	53.2	57.5	59.8	62.1
Housing	11.2	10.0	10.0	10.1	9.0	7.9	11.7	13.3	14.9
AMC	11.4	9.4	11.2	12.8	11.6	11.2	11.5	11.4	11.1
Life Insurance	23.0	19.1	17.5	17.2	14.7	13.3	13.1	12.2	11.2
Other Businesses	2.2	1.5	1.8	1.9	1.7	1.7	1.2	2.7	2.7
Consolidation Adjustments	-17.2	1.9	1.5	0.4	10.6	12.7	5.0	0.6	-2.0
Consolidated Network	100.0	100.0	100.0	100.0	100.0	100.0	100.0	100.0	100.0

Change YoY %	FY19	FY20	FY21	FY22	FY23	FY24	FY25	FY26E	FY27E
NBFC	17.5	8.9	9.4	11.6	15.9	33.4	22.0	16.5	18.0
Housing	58.7	16.2	9.9	13.3	14.4	14.8	67.4	27.5	27.2
AMC	4.7	7.3	31.2	28.0	15.1	27.6	15.2	11.8	10.6
Life Insurance	5.1	8.5	0.0	10.5	9.3	18.6	11.5	4.3	4.6
Other Businesses	-8.6	-9.1	32.5	13.5	19.1	26.7	-17.5	144.0	15.8
Consolidation Adjustments	51.3	-114.3	-15.1	-70.7	3,456.2	56.8	-55.2	-86.1	-467.9
Consolidated Network	11.2	30.2	9.6	12.2	27.7	31.2	13.0	12.1	13.6

Y/E MARCH	FY19	FY20	FY21	FY22	FY23	FY24	FY25	FY26E	FY27E
Valuations									
Consolidated BV	43	52	57	64	84	103	117	129	145
Change YoY	11	21	9	13	31	23	13	11	12
Con PBV	6.6	5.5	5.0	4.4	3.4	2.8	2.4	2.2	2.0
Consolidated EPS	5.1	3.8	4.7	7.1	8.5	11.2	12.8	15.0	19.1
Change YoY	27	-26	23	51	20	31	15	18	27
Con PE	55.6	74.8	60.9	40.2	33.4	25.4	22.2	18.9	14.9
Consolidated ROE	12.5	8.3	8.6	11.7	11.5	12.3	11.6	12.2	13.9

Investment in securities market are subject to market risks. Read all the related documents carefully before investing.

Explanation of Investment Rating	
Investment Rating	Expected return (over 12-month)
BUY	>=15%
SELL	< - 10%
NEUTRAL	< - 10 % to 15%
UNDER REVIEW	Rating may undergo a change
NOT RATED	We have forward looking estimates for the stock but we refrain from assigning recommendation

*In case the recommendation given by the Research Analyst is inconsistent with the investment rating legend for a continuous period of 30 days, the Research Analyst shall be within following 30 days take appropriate measures to make the recommendation consistent with the investment rating legend.

Disclosures

The following Disclosures are being made in compliance with the SEBI Research Analyst Regulations 2014 (herein after referred to as the Regulations).

Motilal Oswal Financial Services Ltd. (MOFSL) is a SEBI Registered Research Analyst having registration no. INH000000412 and BSE enlistment no. 5028. MOFSL, the Research Entity (RE) as defined in the Regulations, is engaged in the business of providing Stock broking services, Depository participant services & distribution of various financial products. MOFSL is a listed public company, the details in respect of which are available on www.motilaloswal.com. MOFSL is registered with the Securities & Exchange Board of India (SEBI) and is a registered Trading Member with National Stock Exchange of India Ltd. (NSE) and Bombay Stock Exchange Limited (BSE), Multi Commodity Exchange of India Limited (MCX) and National Commodity & Derivatives Exchange Limited (NCDEX) for its stock broking activities & is Depository participant with Central Depository Services Limited (CDSL) National Securities Depository Limited (NSDL), NERL, COMRIS and CCRL and is member of Association of Mutual Funds of India (AMFI) for distribution of financial products and Insurance Regulatory & Development Authority of India (IRDA) as Corporate Agent for insurance products and is a member of Association of Portfolio Managers in India (APMI) for distribution of PMS products. Details of associate entities of Motilal Oswal Financial Services Ltd. are available on the website at <http://onlinereports.motilaloswal.com/Dormant/documents/Associate%20Details.pdf>

MOFSL and its associate company(ies), their directors and Research Analyst and their relatives may; (a) from time to time, have a long or short position in, act as principal in, and buy or sell the securities or derivatives thereof of companies mentioned herein, (b) be engaged in any other transaction involving such securities and earn brokerage or other compensation or act as a market maker in the financial instruments of the company(ies) discussed herein or act as an advisor or lender/borrower to such company(ies) or may have any other potential conflict of interests with respect to any recommendation and other related information and opinions.; however the same shall have no bearing whatsoever on the specific recommendations made by the analyst(s), as the recommendations made by the analyst(s) are completely independent of the views of the associates of MOFSL even though there might exist an inherent conflict of interest in some of the stocks mentioned in the research report.

MOFSL and / or its affiliates do and seek to do business including investment banking with companies covered in its research reports. As a result, the recipients of this report should be aware that MOFSL may have a potential conflict of interest that may affect the objectivity of this report. Compensation of Research Analysts is not based on any specific merchant banking, investment banking or brokerage service transactions. Details of pending Enquiry Proceedings of Motilal Oswal Financial Services Limited are available on the website at <https://galaxy.motilaloswal.com/ResearchAnalyst/PublishViewLitigation.aspx>

A graph of daily closing prices of securities is available at www.nseindia.com, www.bseindia.com. Research Analyst views on Subject Company may vary based on Fundamental research and Technical Research. Proprietary trading desk of MOFSL or its associates maintains arm's length distance with Research Team as all the activities are segregated from MOFSL research activity and therefore it can have an independent view with regards to Subject Company for which Research Team have expressed their views.

Regional Disclosures (outside India)

This report is not directed or intended for distribution to or use by any person or entity resident in a state, country or any jurisdiction, where such distribution, publication, availability or use would be contrary to law, regulation or which would subject MOFSL & its group companies to registration or licensing requirements within such jurisdictions.

For Hong Kong:

This report is distributed in Hong Kong by Motilal Oswal capital Markets (Hong Kong) Private Limited, a licensed corporation (CE AYY-301) licensed and regulated by the Hong Kong Securities and Futures Commission (SFC) pursuant to the Securities and Futures Ordinance (Chapter 571 of the Laws of Hong Kong) "SFO". As per SEBI (Research Analyst Regulations) 2014 Motilal Oswal Securities (SEBI Reg. No. INH000000412) has an agreement with Motilal Oswal capital Markets (Hong Kong) Private Limited for distribution of research report in Hong Kong. This report is intended for distribution only to "Professional Investors" as defined in Part I of Schedule 1 to SFO. Any investment or investment activity to which this document relates is only available to professional investor and will be engaged only with professional investors." Nothing here is an offer or solicitation of these securities, products and services in any jurisdiction where their offer or sale is not qualified or exempt from registration. The Indian Analyst(s) who compile this report is/are not located in Hong Kong & are not conducting Research Analysis in Hong Kong.

For U.S.

Motilal Oswal Financial Services Limited (MOFSL) is not a registered broker - dealer under the U.S. Securities Exchange Act of 1934, as amended (the "1934 act") and under applicable state laws in the United States. In addition MOFSL is not a registered investment adviser under the U.S. Investment Advisers Act of 1940, as amended (the "Advisers Act" and together with the 1934 Act, the "Acts"), and under applicable state laws in the United States. Accordingly, in the absence of specific exemption under the Acts, any brokerage and investment services provided by MOFSL, including the products and services described herein are not available to or intended for U.S. persons. This report is intended for distribution only to "Major Institutional Investors" as defined by Rule 15a-6(b)(4) of the Exchange Act and interpretations thereof by SEC (henceforth referred to as "major institutional investors"). This document must not be acted on or relied on by persons who are not major institutional investors. Any investment or investment activity to which this document relates is only available to major institutional investors and will be engaged in only with major institutional investors. In reliance on the exemption from registration provided by Rule 15a-6 of the U.S. Securities Exchange Act of 1934, as amended (the "Exchange Act") and interpretations thereof by the U.S. Securities and Exchange Commission ("SEC") in order to conduct business with Institutional Investors based in the U.S., MOFSL has entered into a chaperoning agreement with a U.S. registered broker-dealer, Motilal Oswal Securities International Private Limited. ("MOSIPL"). Any business interaction pursuant to this report will have to be executed within the provisions of this chaperoning agreement.

The Research Analysts contributing to the report may not be registered /qualified as research analyst with FINRA. Such research analyst may not be associated persons of the U.S. registered broker-dealer, MOSIPL, and therefore, may not be subject to NASD rule 2711 and NYSE Rule 472 restrictions on communication with a subject company, public appearances and trading securities held by a research analyst account.

For Singapore

In Singapore, this report is being distributed by Motilal Oswal Capital Markets (Singapore) Pte. Ltd. ("MOCMSPL") (UEN 201129401Z), which is a holder of a capital markets services license and an exempt financial adviser in Singapore. This report is distributed solely to persons who (a) qualify as "institutional investors" as defined in section 4A(1)(c) of the Securities and Futures Act of Singapore ("SFA") or (b) are considered "accredited investors" as defined in section 2(1) of the Financial Advisers Regulations of Singapore read with section 4A(1)(a) of the SFA. Accordingly, if a recipient is neither an "institutional investor" nor an "accredited investor", they must immediately discontinue any use of this Report and inform MOCMSPL.

In respect of any matter arising from or in connection with the research you could contact the following representatives of MOCMSPL. In case of grievances for any of the services rendered by MOCMSPL write to grievances@motilaloswal.com.

Nainesh Rajani

Email: nainesh.rajani@motilaloswal.com

Contact: (+65) 8328 0276

Specific Disclosures

- Research Analyst and/or his/her relatives do not have a financial interest in the subject company(ies), as they do not have equity holdings in the subject company(ies).
MOFSL has financial interest in the subject company(ies) at the end of the week immediately preceding the date of publication of the Research Report: No.
Nature of Financial interest is holding equity shares or derivatives of the subject company
- Research Analyst and/or his/her relatives do not have actual/beneficial ownership of 1% or more securities in the subject company(ies) at the end of the month immediately preceding the date of publication of Research Report.
MOFSL has actual/beneficial ownership of 1% or more securities of the subject company(ies) at the end of the month immediately preceding the date of publication of Research Report: No
- Research Analyst and/or his/her relatives have not received compensation/other benefits from the subject company(ies) in the past 12 months.
MOFSL may have received compensation from the subject company(ies) in the past 12 months.
- Research Analyst and/or his/her relatives do not have material conflict of interest in the subject company at the time of publication of research report.
MOFSL does not have material conflict of interest in the subject company at the time of publication of research report.
- Research Analyst has not served as an officer, director or employee of subject company(ies).
- MOFSL has not acted as a manager or co-manager of public offering of securities of the subject company in past 12 months.
- MOFSL has not received compensation for investment banking /merchant banking/brokerage services from the subject company(ies) in the past 12 months.
- MOFSL may have received any compensation for products or services other than investment banking or merchant banking or brokerage services from the subject company(ies) in the past 12 months.
- MOFSL may have received compensation or other benefits from the subject company(ies) or third party in connection with the research report.
- MOFSL has not engaged in market making activity for the subject company.

The associates of MOFSL may have:

- financial interest in the subject company
- actual/beneficial ownership of 1% or more securities in the subject company at the end of the month immediately preceding the date of publication of the Research Report or date of the public appearance.
- received compensation/other benefits from the subject company in the past 12 months

- any other potential conflict of interests with respect to any recommendation and other related information and opinions.; however the same shall have no bearing whatsoever on the specific recommendations made by the analyst(s), as the recommendations made by the analyst(s) are completely independent of the views of the associates of MOFSL even though there might exist an inherent conflict of interest in some of the stocks mentioned in the research report.
- acted as a manager or co-manager of public offering of securities of the subject company in past 12 months
- be engaged in any other transaction involving such securities and earn brokerage or other compensation or act as a market maker in the financial instruments of the company(ies) discussed herein or act as an advisor or lender/borrower to such company(ies)
- received compensation from the subject company in the past 12 months for investment banking / merchant banking / brokerage services or from other than said services.
- Served subject company as its clients during twelve months preceding the date of distribution of the research report.

The associates of MOFSL has not received any compensation or other benefits from third party in connection with the research report

Above disclosures include beneficial holdings lying in demat account of MOFSL which are opened for proprietary investments only. While calculating beneficial holdings, It does not consider demat accounts which are opened in name of MOFSL for other purposes (i.e holding client securities, collaterals, error trades etc.). MOFSL also earns DP income from clients which are not considered in above disclosures.

Analyst Certification

The views expressed in this research report accurately reflect the personal views of the analyst(s) about the subject securities or issues, and no part of the compensation of the research analyst(s) was, is, or will be directly or indirectly related to the specific recommendations and views expressed by research analyst(s) in this report.

Terms & Conditions:

This report has been prepared by MOFSL and is meant for sole use by the recipient and not for circulation. The report and information contained herein is strictly confidential and may not be altered in any way, transmitted to, copied or distributed, in part or in whole, to any other person or to the media or reproduced in any form, without prior written consent of MOFSL. The report is based on the facts, figures and information that are considered true, correct, reliable and accurate. The intent of this report is not recommendatory in nature. The information is obtained from publicly available media or other sources believed to be reliable. Such information has not been independently verified and no guaranty, representation of warranty, express or implied, is made as to its accuracy, completeness or correctness. All such information and opinions are subject to change without notice. The report is prepared solely for informational purpose and does not constitute an offer document or solicitation of offer to buy or sell or subscribe for securities or other financial instruments for the clients. Though disseminated to all the customers simultaneously, not all customers may receive this report at the same time. MOFSL will not treat recipients as customers by virtue of their receiving this report.

Disclaimer:

The report and information contained herein is strictly confidential and meant solely for the selected recipient and may not be altered in any way, transmitted to, copied or distributed, in part or in whole, to any other person or to the media or reproduced in any form, without prior written consent. This report and information herein is solely for informational purpose and may not be used or considered as an offer document or solicitation of offer to buy or sell or subscribe for securities or other financial instruments. Nothing in this report constitutes investment, legal, accounting and tax advice or a representation that any investment or strategy is suitable or appropriate to your specific circumstances. The securities discussed and opinions expressed in this report may not be suitable for all investors, who must make their own investment decisions, based on their own investment objectives, financial positions and needs of specific recipient. This may not be taken in substitution for the exercise of independent judgment by any recipient. Each recipient of this document should make such investigations as it deems necessary to arrive at an independent evaluation of an investment in the securities of companies referred to in this document (including the merits and risks involved), and should consult its own advisors to determine the merits and risks of such an investment. The investment discussed or views expressed may not be suitable for all investors. Certain transactions -including those involving futures, options, another derivative products as well as non-investment grade securities - involve substantial risk and are not suitable for all investors. No representation or warranty, express or implied, is made as to the accuracy, completeness or fairness of the information and opinions contained in this document. The Disclosures of Interest Statement incorporated in this document is provided solely to enhance the transparency and should not be treated as endorsement of the views expressed in the report. This information is subject to change without any prior notice. The Company reserves the right to make modifications and alternations to this statement as may be required from time to time without any prior approval. MOFSL, its associates, their directors and the employees may from time to time, effect or have effected an own account transaction in, or deal as principal or agent in or for the securities mentioned in this document. They may perform or seek to perform investment banking or other services for, or solicit investment banking or other business from, any company referred to in this report. Each of these entities functions as a separate, distinct and independent of each other. The recipient should take this into account before interpreting the document. This report has been prepared on the basis of information that is already available in publicly accessible media or developed through analysis of MOFSL. The views expressed are those of the analyst, and the Company may or may not subscribe to all the views expressed therein. This document is being supplied to you solely for your information and may not be reproduced, redistributed or passed on, directly or indirectly, to any other person or published, copied, in whole or in part, for any purpose. This report is not directed or intended for distribution to, or use by, any person or entity who is a citizen or resident of or located in any locality, state, country or other jurisdiction, where such distribution, publication, availability or use would be contrary to law, regulation or which would subject MOFSL to any registration or licensing requirement within such jurisdiction. The securities described herein may or may not be eligible for sale in all jurisdictions or to certain category of investors. Persons in whose possession this document may come are required to inform themselves of and to observe such restriction. Neither the Firm, nor its directors, employees, agents or representatives shall be liable for any damages whether direct or indirect, incidental, special or consequential including lost revenue or lost profits that may arise from or in connection with the use of the information. The person accessing this information specifically agrees to exempt MOFSL or any of its affiliates or employees from, any and all responsibility/liability arising from such misuse and agrees not to hold MOFSL or any of its affiliates or employees responsible for any such misuse and further agrees to hold MOFSL or any of its affiliates or employees free and harmless from all losses, costs, damages, expenses that may be suffered by the person accessing this information due to any errors and delays.

This report is meant for the clients of Motilal Oswal only.

Investment in securities market are subject to market risks. Read all the related documents carefully before investing.

Registration granted by SEBI, enlistment as RA with Exchange and certification from NISM in no way guarantee performance of the intermediary or provide any assurance of returns to investors

Registered Office Address: Motilal Oswal Tower, Rahimtullah Sayani Road, Opposite Parel ST Depot, Prabhadevi, Mumbai-400025; Tel No.: 022 - 71934200 / 71934263; www.motilaloswal.com.

Correspondence Address: Palm Spring Centre, 2nd Floor, Palm Court Complex, New Link Road, Malad (West), Mumbai - 400 064. Tel No: 022 71881000. Details of Compliance Officer: Neeraj Agarwal, Email Id: na@motilaloswal.com, Contact No.:022-40548085.

Grievance Redressal Cell:

Contact Person	Contact No.	Email ID
Ms. Hemangi Date	022 40548000 / 022 67490600	query@motilaloswal.com
Ms. Kumud Upadhyay	022 40548082	servicehead@motilaloswal.com
Mr. Ajay Menon	022 40548083	am@motilaloswal.com
Mr. Neeraj Agarwal	022 40548085	na@motilaloswal.com
Mr. Siddhartha Khemka	022 50362452	po.research@motilaloswal.com

Registration details of group entities.: Motilal Oswal Financial Services Ltd. (MOFSL): INZ000158836 (BSE/NSE/MCX/NCDEX); CDSL and NSDL: IN-DP-16-2015; Research Analyst: INH000000412, BSE enlistment no. 5028 . AMFI: ARN : 146822. IRDA Corporate Agent – CA0579, APMI: APRN00233. Motilal Oswal Financial Services Ltd. is a distributor of Mutual Funds, PMS, Fixed Deposit, Insurance, Bond, NCDs and IPO products.

Customer having any query/feedback/ clarification may write to query@motilaloswal.com. In case of grievances for any of the services rendered by Motilal Oswal Financial Services Limited (MOFSL) write to grievances@motilaloswal.com, for DP to dpgrievances@motilaloswal.com.