

Company	Rating	Target Price
Bajaj Auto	Neutral	9,326
Hero MotoCorp	Buy	6,168
TVS Motors	Neutral	3,549
Eicher Motors	Sell	5,610
Maruti Suzuki	Buy	17,890
M&M	Buy	4,145
Hyundai	Buy	2,979
Tata Motors	Neutral	686
Ashok Leyland	Buy	154
Escorts	Neutral	3,624

## Back in the reckoning

### Multiple tailwinds likely to drive demand revival and hence sector re-rating

The GST Council has provided a much-needed booster shot to the auto sector by reducing the tax rates on the majority of auto segments to 18% from 28% earlier, effective 22nd Sep'25. The GST rate on all SUVs above 4mtr (and other specifications) has been reduced to 40% without cess from an average of 43-50% earlier. For tractor/tractor components, the rates have been cut to 5% from 12%/18% earlier. These timely rate cuts, coupled with other sectoral tailwinds like normal monsoon boosting rural sentiment, a ~100bp reduction in interest rates in CY25 so far and income tax benefits, are expected to revive demand for the auto sector from this festive season. Further, while we expect the premiumization trend to continue, we also expect small car demand to grow over a very low base. We have now raised our FY26/FY27 volume growth estimates for 2Ws to 4%/7.5% (vs. 1%/5.7% earlier), PVs to 3%/8% (vs. 2%/4% earlier), CVs to 5%/7% (vs. 2%/4% earlier) and tractors to 10%/6% (vs. 8%/5% earlier). With a pick-up in demand, we also expect discounts to trend down across key segments, which should drive margin expansion going ahead. On the back of demand revival and much better earnings growth, we expect a re-rating for the sector. Our top picks among auto OEMs are Maruti Suzuki (new launches and export ramp-up to drive 16% earnings growth) and M&M (new launches and positive rural sentiment to drive 20% earnings growth). We also like Hyundai, Hero MotoCorp and Ashok Leyland. We maintain our Sell on Eicher Motors. We have a Neutral rating on Tata Motors, Bajaj Auto and TVS.

### GST rate cut a boon for the auto sector

The GST Council in its meeting on 3rd Sep'25 announced the much-awaited GST rate rationalization, which has largely happened on expected lines as below: 1) the majority of the auto pack will shift from a 28% GST + cess structure to a flat rate of 18%; 2) all SUVs above 4mtr (and other specifications) will move to a 40% rate without cess from the earlier avg of 43-50%; 3) 2Ws above 350cc will move to a 40% rate from 31% earlier. The revised rates would be effective from 22nd Sep'25. One of the key positive surprises in this restructuring was the fact that the government has also reduced GST rates for the luxury segment (where there was some ambiguity earlier). Further, another positive factor was for the tractor segment, where the government has not only reduced rates but also taken away the inverted duty structure by reducing GST rates on tractor parts to 5%.

### Exhibit 1: Segment-wise GST rates (in %)

Segments	Sub segments	GST	Cess	Total	Revised
PVs petrol, CNG, LPG	❖ Up to 4mtr and up to 1200cc	28	1	29	18
PV diesel	❖ Up to 4mtr and up to 1500cc	28	3	31	18
PV	❖ Up to 1500cc	28	17	45	40
PV	❖ above 1500cc	28	20	48	40
PV	❖ >4mtr and >1500cc and >1700mm ground clearance	28	22	50	40
PV hybrid	❖ Up to 4mtr and 1200cc petrol	28	0	28	18
PV hybrid	❖ above 4mtr or above 1200cc petrol	28	15	43	40
Two wheelers	❖ up to 350cc	28	0	28	18
Two wheelers	❖ >350cc	28	3	31	40
Three wheelers		28	0	28	18
CV	❖ goods	28	0	28	18

**Exhibit 2: Assessment of key beneficiaries**

Segments / Players	GST rate change	Extent of benefit	Comments
<b>Two Wheelers</b>			
Hero MotoCorp	❖ 18% from 28%	*****	❖ Benefits 95% of its portfolio
Bajaj Auto	❖ 18% from 28%	***	❖ Benefits 51% of its mix, no change for exports and EVs
TVS Motors	❖ 18% from 28%	***	❖ Benefits 69% of its mix, no change for exports and EVs
Eicher Motors	❖ 18% from 28% up to 350cc, but 40% from 31% for >350cc+	***	❖ Benefits 81% of mix, no impact on 11%, negative on 8% which is 350cc+
<b>Passenger Vehicles</b>			
Maruti Suzuki	❖ 18% from 29% on cars, 40% from range of 43-50% on UVs	****	❖ strong benefits on 48% of mix, some benefit on large UVs + Vans - 31% of mix
M&M	❖ 40% from avg of 43 to 50% on UVs; 5% from 12% on tractors	***	❖ some benefit to UVs (40% mix), strong benefits to tractors (31% mix)
Tata Motors	❖ 18% from 29% on cars, 40% from range of 43-50% on UVs	*	❖ India business ~28% of consol revenue, of this 13% comes from cars and 47% from UVs
Hyundai	❖ 18% from 29% on cars, 40% from range of 43-50% on UVs	****	❖ strong benefit to 51% of mix, some benefit on large UVs (28% mix)
Escorts	❖ 5% from 18% on tractors	****	❖ Tractors is 83% of revenues which benefits positively
<b>Commercial Vehicles</b>	❖ 18% from 28% on trucks	NA	❖ indirect benefit from improvement in consumption

After the GST announcement, here are some of the key factors to watch out for from hereon:

- Considering the prime minister's announcement of an expected GST cut on Independence Day, retails were weak in Aug'25, and the weakness has continued in Sep'25 too as customers look to have postponed their purchases to take advantage of the rate cut.
- Given the festive season beginning on 22nd Sep and huge pent-up demand, there is expected to be a surge in retails that day onward. Thus, like-to-like retails comparison YoY in this festive season may not make sense.
- Moreover, given that compensation cess can be offset only against cess and cess has been discontinued from 22nd Sep, most OEMs will see some one-time impact as they would need to absorb this amount for the unsold inventory as of 22nd Sep. This is also the reason why players like MM had curtailed wholesales in Aug'25 as the bulk of its models would have attracted higher cess.
- Further, M&M is the only player that has passed on the entire GST reduction to consumers immediately from 6th Sep. It was a smart move by the company as many of its models have cess of around 15-22%. Given that cess can only be compensated with cess, MM has chosen to "lose" 10% by reducing vehicle prices upfront by 10% so that it can look to take credit of cess until 22nd Sep instead of losing the "15-22%" of cess credit after 22nd Sep on unsold inventory. However, given that we are in the midst of an inauspicious Shradh period, retails are seasonally weak in this period. Hence, it remains to be seen how effective MM's move has been.

In our assessment, in the PV segment, MSIL and HMIL stand to emerge as the biggest beneficiaries of this rate cut, as they have a sizeable portion of their mix coming from the sub-4mtr segment. MM has also emerged as a key beneficiary given: 1) the reduction in GST rates on tractors and tractor parts, and 2) no hike in GST on high-end vehicles, as was earlier anticipated. Further, we expect the CV segment to see an indirect benefit, as a reduction in GST rates on key segments would increase consumption in the economy, which would, in turn, help revive CV volumes in the coming quarters. However, the only pure-play CV company that would benefit from this is Ashok Leyland (AL).

### Favorable tailwinds besides GST cut to further boost consumer sentiment

The GST rate cut has indeed been a much-needed booster for the sector. However, even beyond this, the sector enjoys quite a few tailwinds that should help drive demand revival from this festive season. We elaborate below on some of these favorable factors:

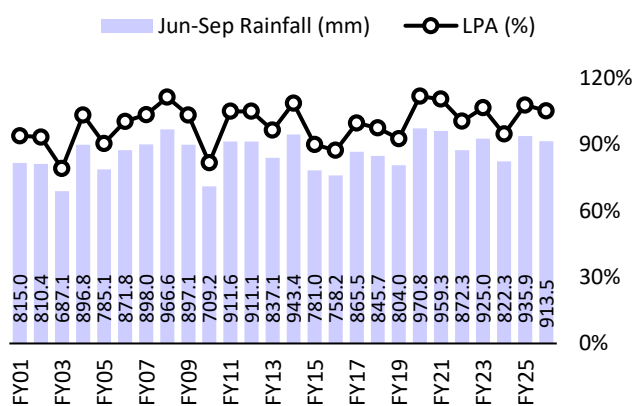
#### Positive rural sentiment

CY25 monsoon is expected to be at 105% of LPA, resulting in better kharif sowing – Kharif sowing area has increased by ~38.48 lakh hectares YoY. Further MSP increases for 14 kharif crops for FY26 would also support rural income. According to NABARD's latest Rural Economic Conditions and Sentiments Survey (RECSS) done in Jul'25, 76.6% of the households reported increased consumption and almost 40% saw a rise in income over the last year. The survey report has shown that this year, 39.6% of rural families reported a rise in income, the highest since the survey began. Normal monsoons, good sowing patterns and improved crop realization are expected to drive positive rural sentiment going forward.

#### Reduction in income tax rates in FY26 Budget

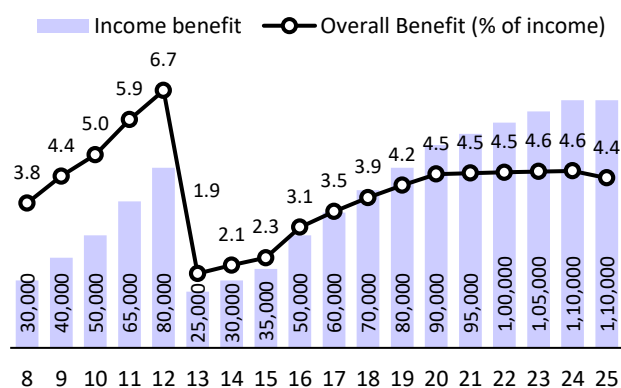
For an individual earning Rs8-25 lakh, the revised income tax rates can increase the disposable income by Rs30,000-1.1 lakh. A second-order impact would be better credit profiles and loan eligibility on account of higher net disposable income. This higher disposable income is also likely to aid discretionary consumption. In addition to the above, the 8th Pay Commission, which is expected to be implemented from 1st Jan'26, will increase the minimum wage from INR18k to INR41k, along with the dearness allowance, house rent allowance and travel allowance. This pay commission would also increase the minimum pension from INR9k to INR20.5k for eligible government employees. This implementation would significantly increase the disposable income in the hands of central government employees and retirees.

**Exhibit 3: 2<sup>nd</sup> year of normal monsoon in India**



Source: Company, MOFSL

**Exhibit 4: Income boost in consumer hands post IT cuts**



Source: Company, MOFSL

#### Gradual reduction in interest rates

With rising aspiration levels, an average Indian's spending ability has risen far ahead of the rise in his income levels over the last few years. This has naturally resulted in the need for financing these ever-rising requirements. This is also the reason why financing mix across auto segments has been seeing a gradual uptick for the last few years. On the other hand, in a bid to tame inflation and boost consumption, the RBI has cut interest rates by ~100bp cumulatively in 2025. This sharp reduction in interest rates will reduce EMI payouts, improve consumer sentiment and drive a

buyer's propensity to increase discretionary consumption with the help of cheap financing.

Historically, major interest rate cuts following the periods of economic crisis have led to strong growth in the automotive industry, albeit with a lag of approximately 1 to 1.5 years. For example, the RBI's rate cut of ~150bp following the Global Financial Crisis in 2008-09 triggered an impressive CAGR of ~13% in the automotive sector over FY08-10. Similarly, the multiple rate reductions made by the RBI during CY15 and CY16 played a critical role in driving the industry to peak performance by FY19.

While the benefit of reduced rates is often gradual, this, coupled with other favorable indicators, is expected to help improve consumer confidence and hence aid discretionary consumption going forward.

Accordingly, we believe that the GST restructuring, along with multiple tailwinds highlighted above, will drive a demand revival for the auto sector from the upcoming festive season.

#### Expect sector volumes to revive from this festive season

- FY26 had started off on a weak note for the auto sector as most segments, except tractors, were currently trailing growth expectations.
- After the first five months of FY26, domestic 2W industry was down 1% YoY (earlier estimate of high-single-digit growth for FY26E), PVs were down 3% YoY (est of 2-4% growth) and CVs were up just 1% YoY (estimate of mid-single digit growth).
- While favorable indicators highlighted above are likely to revive demand, one has to note that retails have remained weak in Aug'25 and they are expected to be extremely weak for the first three weeks of Sep'25. This would also mean limited ability of OEMs to dispatch to dealers.
- Thus, while OEMs would still push stock as much as they can in the last week of Sep, the big festive push is likely to happen from October onwards.
- Accordingly, 2HFY26 is likely to see strong demand revival, though overall FY26 growth numbers may still remain somber given the demand weakness in most parts of 1H.
- **Further, it is yet to be seen whether the GST rate cuts will benefit entry-level PVs/2Ws or continue to drive the premiumization trend. We believe that it is likely to drive both – it will help to accelerate the premiumization trend in the country and will also make entry-level products (PVs and 2Ws) more affordable for customers, who have been either postponing their erstwhile purchase decisions due to affordability issues or have opted to buy a used vehicle as the new vehicle was beyond their original budget earlier.**

### Sectoral growth forecast

- After a 1% YoY decline in volume in the first five months of FY26, we expect the domestic 2W ICE segment to bounce back and deliver ~4% growth in FY26E and ~8% in FY27E.
- PV segment has seen a 3% YoY decline on YTD basis so far. Given the favorable factors highlighted above, we expect PV demand to revive from 22nd Sep onward. Overall, we expect the PV segment to post 3% growth in FY26E and 8% growth in FY27E. While we expect the UV segment to post 8% volume CAGR over the next two years, car demand is expected to revive over an extremely low base (we factor in ~3% growth in car industry volume in FY27E).
- CV segment is expected to be an indirect beneficiary of the rate cut as it is expected to revive consumption, which should, in turn, drive up CV demand. Some of the other tailwinds for the CV segment include an aging truck fleet, lower interest rates, and healthy fleet operator profitability. Overall, we expect the CV segment to clock 5% growth in FY26E and ~7.4% in FY27E.
- While all other auto segments were witnessing weak demand as of Aug'25, the tractor segment bucked this trend. The tractor segment is expected to sustain its healthy demand momentum on the back of the GST rate cuts and positive rural sentiment. Overall, we expect the segment to see 10% growth in FY26E and 6% growth in FY27E.

### Exhibit 5: Revision to Segmental growth assumptions

Sectoral Assumptions	FY25	Old FY26E	FY27E	FY25	New FY26E	FY27E
<b>Two Wheelers</b>						
Motorcycles	1,22,52,305	1,20,97,697	1,28,58,020	1,22,52,305	1,24,43,488	1,33,46,063
Growth (%)	5	-1.3	6.3	5	1.6	7.3
Scooters	60,80,121	63,84,127	67,03,333	60,80,121	66,10,533	71,42,110
Growth (%)	13	5	5	13	8.7	8
Mopeds	5,01,813	4,76,722	4,86,257	5,01,813	4,76,722	5,00,558
Growth (%)	4.2	-5	2	4.2	-5	5
<b>Total 2W domestic</b>	<b>1,88,34,239</b>	<b>1,89,58,546</b>	<b>2,00,47,610</b>	<b>1,88,34,239</b>	<b>1,95,30,743</b>	<b>2,09,88,732</b>
Growth (%)	7.5	0.7	5.7	7.5	3.7	7.5
<b>Passenger Vehicles</b>						
Cars	13,53,287	12,72,090	12,21,206	13,53,287	13,06,306	13,46,022
Growth (%)	-13	-6	-4	-13	-3.5	3.0
UVs	27,97,229	29,65,063	32,02,267.8	27,97,229	29,71,537	32,82,150
Growth (%)	11	6	8	11	6.2	10.5
Vans	1,51,332	1,49,819	1,48,320	1,51,332	1,55,715	1,67,693
Growth (%)	1	-1	-1	1	2.9	7.7
<b>Total Passenger Vehicles Domestic</b>	<b>43,01,848</b>	<b>43,86,971</b>	<b>45,71,794</b>	<b>43,01,848</b>	<b>44,33,559</b>	<b>47,95,866</b>
Growth (%)	2	2	4.2	2	3.1	8.2
Commercial Vehicles	8,61,350	8,78,577	9,13,720	8,61,350	9,03,569	9,70,443
Growth (%)	-2	2	4	-2	4.9	7.4
Tractors	9,39,713	10,14,890	10,65,635	9,39,713	10,33,684	10,95,705
Growth (%)	7	8	5	7.3	10	6

### Reassessing our key assumptions

- We have realigned our key assumptions for all OEMs after the GST rate cut.
- While we do expect a volume revival across all segments from this festive season, this is also likely to help reduce the ongoing discounting burden at an industry level and hence aid some margin expansion for many OEMs.



## Player-wise assumptions

### 2Ws

- **Hero MotoCorp (HMCL):** We expect HMCL volumes to revive from the festive season. While the recently launched new Glamor is likely to help ramp up its presence in 125cc segment, it is likely to cannibalize its existing models. Overall, after a weak start to the fiscal, we expect HMCL to end FY26 with about 1% volume growth and post a much better 6% volume growth in domestic business in FY27E. We also factor in a marginal 30bp margin improvement in both years.
- **Bajaj Auto (BJAUT):** BJAUT has been doing well in exports and we expect it to post healthy 11% YoY growth in exports in FY26E and 8% in FY27E. In domestic motorcycles, it has underperformed the industry, though we expect its volumes to revive from this festive season. However, given the weak start, it will still end up with a 2% decline in volumes in FY26E. We then factor in BJAUT to post 7% growth in FY27E. For BJAUT, we have not changed our margin assumptions as we expect it to use this lever to regain its lost share and cushion rising EV volumes in the mix.
- **TVS Motors:** Apart from the benefits of GST cuts, earnings upgrade for TVS is driven by its own outperformance relative to our estimates. Its outperformance has been commendable, especially in the scooter and export segments. In scooters, we now estimate a robust ~29% volume growth in FY26E and 13% in FY27E. In 2W exports, we factor in ~30% growth in FY26E and 15% in FY27E. We have marginally raised our margin assumptions for TVS as the company focuses on market share growth over profitability. As a result, TVS has seen the highest upgrade in estimates at 12%/15% for FY26E/FY27E.
- **Eicher Motors (EIM):** For RE, we now estimate 12%/11% domestic volume growth in FY26/FY27. We have also raised our margin assumptions as RE may not need to push as much to make the brand accessible as earlier.
- **Maruti Suzuki (MSIL):** MSIL has seen a weak demand trend as of Aug'25. However, this is expected to sharply change going forward, led by its new launch (Victoris), ramp-up of e-Vitara in its key export markets and some stabilization in the small car segment. As a result, we now factor 5%/11% volume growth in FY26/FY27. While we keep FY26E margins stable, we raise FY27E margins by about 60bp to 12.2%.
- **M&M:** For MM, we factor in 11% volume CAGR in UVs over FY25-27E. We also expect a demand revival in the Pick-Up segment and factor in 7% vol CAGR over FY25-27E. We also factor in 10%/6% growth in tractors in FY26/FY27E. We have marginally raised our margin assumptions for tractors while maintaining auto segment margins.
- **Hyundai (HMIL):** After a weak start to the fiscal, we expect HMIL to end FY26 with just 2% growth. However, led by a ramp-up of the new Pune plant and new launches, we expect HMIL to deliver 15% volume growth in FY27E.
- **Ashok Leyland (AL):** We now factor in 6% domestic volume CAGR over FY25-27E. We have also raised our margin assumptions, as we expect discounts to decline at the industry level.
- **Tata Motors (TTMT):** For PVs, we now factor in flat volume growth in FY26E and 4% growth in FY27E. For CVs, we factor in 4%/7% growth in FY26/FY27. We have not changed JLR estimates at this stage.

**Exhibit 6: OEM Coverage Universe: Change in volume growth assumptions**

Company	FY26 Estimates		FY27 Estimates	
	Old	New	Old	New
Bajaj Auto	3.8	5.6	9.2	9.6
Hero MotoCorp	1.6	2.6	6.2	6.3
TVS Motors	11.8	20.9	8.5	12.3
Eicher Motors	10.5	14.6	9.8	11.5
Maruti Suzuki	5.1	5.2	8.4	11.4
M&M – UVs	15.5	10.9	10.8	10.6
M&M - tractors	9.0	10.4	5.0	6.0
Hyundai	1.2	1.6	15.4	15.4
Ashok Leyland	2.5	5.6	7.5	8.3
Escorts	3.0	10.5	5.0	6.0
Tata Motors PV	-4.1	-0.2	1.9	4.0
Tata Motors CV	-0.7	4.4	5.0	6.9

**Exhibit 7: OEM Coverage Universe: Change in EBITDA margin assumptions**

Company	FY26 Estimates			FY27 Estimates		
	Old	New	Change bp	Old	New	Change bp
Bajaj Auto	19.7	19.8	0bp	20.0	20.1	0bp
Hero MotoCorp	14.3	14.6	30bp	14.5	14.8	30bp
TVS Motors	12.5	12.7	20bp	13.0	13.2	20bp
Eicher Motors	24.0	25.1	110bp	24.1	25.4	130bp
Maruti Suzuki	11.2	11.1	-10bp	11.6	12.2	60bp
M&M	14.2	14.5	40bp	14.4	14.9	50bp
Hyundai	12.5	12.5	0bp	13.0	13.5	50bp
Ashok Leyland	12.7	12.9	20bp	13.2	13.4	20bp
Escorts	12.2	12.2	0bp	12.2	12.2	0bp
Tata Motors PV	5.1	5.6	60bp	4.7	5.5	90bp
Tata Motors CV	12.2	12.5	30bp	12.2	12.6	40bp
Tata Motors Consol	10.4	10.5	10bp	11.3	11.5	20bp

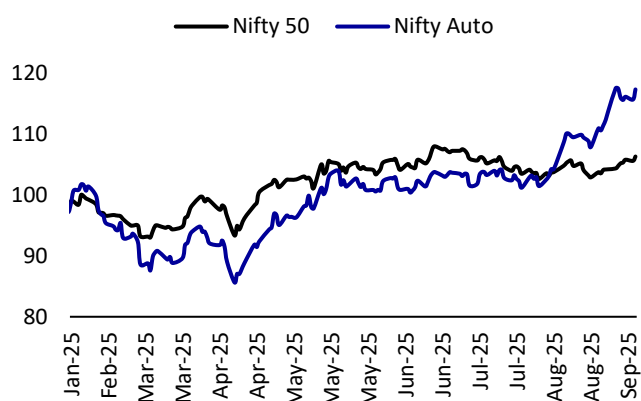
**Exhibit 8: OEM Coverage Universe: Change in EPS estimates**

Company	FY26 Estimates			FY27 Estimates		
	Old	New	% change	Old	New	% change
Bajaj Auto	322	326	1.1	361	366	1.4
Hero MotoCorp	248	251	1.5	269	273	1.6
TVS Motors	67	75	11.8	80	91	14.7
Eicher Motors	179	189	8.8	195	209	12.1
Maruti Suzuki	489	495	1.3	539	598	10.9
M&M	119	120	0.2	137	141	3.4
Hyundai	67.9	67.9	0.0	84.6	89.5	5.9
Ashok Leyland	5.8	6.0	3.8	6.7	7.2	7.0
Escorts	105	111	5.7	117	123	4.9
Tata Motors Consol	45.8	47.4	3.5	51.9	54.6	5.2

**Valuation and View**

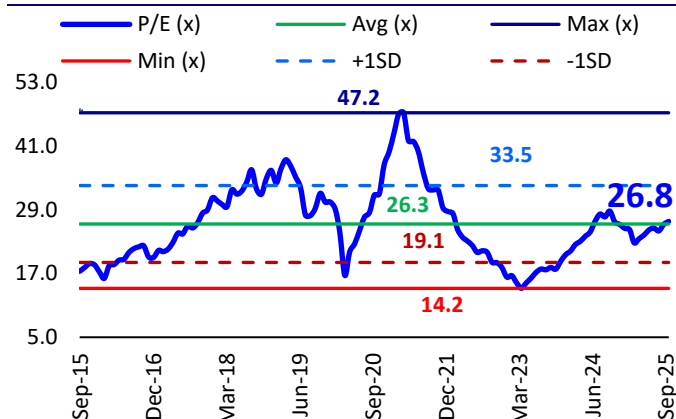
The auto industry has been seeing lackluster demand across its key segments, with 2W down 1%, PVs down 3% and CVs up 1% on YTD basis as of Aug'25. This was also visible in the underperformance of the sector as of mid-Aug'25. However, with the GST rate cuts, the sector has got a much-needed reprieve and has since outperformed the broader index.

**Exhibit 9: Auto Index has outperformed Nifty only recently**



Source: Company, MOFSL

**Exhibit 10: Auto PER back at long term average**



Source: Company, MOFSL

The long-term avg one-year fwd sector PE chart also highlights the re-rating the sector has seen in the recent past. It is now trading marginally above its historic avg one-year fwd multiple, possibly for the right reasons.

### How to look at the auto sector from here?

Having seen the first leg of outperformance, it is critical to understand how to play the sector from hereon and identify top ideas to invest in. We highlight below a few key pointers to note:

- While most stocks have rallied, demand revival would be visible only after 22nd Sep. However, given the positive sentiment after the GST cuts, we expect auto demand to recover from this festive period.
- Once the demand momentum picks up, the average discounting in the sector is expected to come down. This is likely to drive the next level of re-rating in the sector, in our view

### Our top auto picks

#### Maruti Suzuki

- MSIL continues to be our top idea in the auto OEM space.
- We believe its recent new launch of Victoris would help MSIL recover its lost share in the SUV segment. While there will surely be some cannibalization with Grand Vitara, we expect MSIL's total volumes in this category to improve significantly, thereby driving market share gains.
- Further, the ramp-up of e-Vitara in key export markets of Suzuki and Toyota would boost volume growth in the coming months.
- We also understand that MSIL would continue to focus on the SUV segment in the coming years and hence expect incremental new launches in this segment.
- With market share improvement, we expect a re-rating in the stock. We expect MSIL to post 16% earnings CAGR over FY25-27E. We maintain our BUY with a revised TP of INR17,890, valued at 28x Sep27E EPS.

#### Mahindra and Mahindra

- The company targets to launch seven ICE SUVs (two mid-cycle enhancements), five BEVs, and five LCVs (of which two would be EVs) by 2030. In CY26, the company targets to launch three ICE SUVs (two mid-cycle enhancements), two BEVs, and two LCVs (of which one would be an EV in the below-3.5T category). Driven by a strong order backlog and new launches, we expect MM would continue to outperform industry growth, even in FY26. We have assumed an 11% volume CAGR in passenger UVs for MM over FY25-27E.



- Farm sentiment is now positive given: 1) good crop sowing, 2) healthy reservoir levels, and 3) positive terms of trade for farmers, where output inflation is higher than input inflation. Considering these factors coupled with the GST rate cuts, we expect the tractor demand momentum to sustain in the coming quarters. We estimate MM to post 8% volume CAGR in tractors over FY25-27E.
- MM has identified nine businesses as its growth gems and has set an ambitious target of achieving 5x growth in 5-7 years for each of these segments. Any incremental value unlocked in any or all of the growth gems in the coming years is likely to provide additional returns for MM shareholders.
- We believe MM is well-positioned to outperform across its core businesses, fueled by a healthy recovery in rural areas and new product launches in both UVs and tractors. We estimate MM to post a CAGR of ~15%/16%/20% in revenue/ EBITDA/PAT over FY25-27. While MM has outperformed its own targets of earnings growth and RoE of 18% in FY24, management remains committed to delivering 15-20% EPS growth and 18% RoE. This ensures sustained profitability and shareholder value. **Reiterate BUY with our SoTP-based TP of INR4,145 (Sep'27E SoTP).**

#### Our view on other OEMs

- **HMCL:** We maintain BUY rating on HMCL as it would emerge as one of the major beneficiaries of the GST rate cut, along with positive rural sentiment.
- **HYUNDAI:** We maintain BUY rating on Hyundai Motors given its healthy launch pipeline (targets to launch 8 models over FY26-27E including variants) and its focus on exports.
- **AL:** With an expected pick-up in consumption in the coming months, we expect CV demand to revive and AL would be a key beneficiary of this demand revival.
- **EIM:** We maintain our Sell rating on EIM. Although the reduction in GST would make its 350cc portfolio affordable, the above 350cc mix (~9%) has seen a 10% increase in GST, which is likely to impact demand for this segment.
- **TTMT:** We maintain our Neutral rating on TTMT. Its India business would benefit from the GST cuts, though JLR continues to see multiple headwinds, the latest being the plant closure due to a cybersecurity attack.
- **TVS:** We have a Neutral on TVS. The company is doing extremely well with market share gains in scooters and exports. However, it trades at 38x FY27E EPS and hence appears fairly valued post the recent rally.
- **BJAUT:** We also have a Neutral rating on BJAUT. Domestic market share loss in motorcycles and uncertainty around benefits from KTM integration are likely to weigh on the stock in the near term.
- **ESCORTS:** While the tractor industry outlook is positive, continued market share loss for ESCORTS remains the key concern. Also, the stock at 29.9x FY27E appears fairly valued. Hence, we maintain Neutral on Escorts.

**Exhibit 11: Change in target multiples and TPs**

	Target Multiple (x)		Target Price (INR)	
	Old	Revised	Old	Revised
Bajaj Auto	22	25	8,618	9,326
Hero MotoCorp	18	20	5,355	6,168
TVS Motors	32	35	2,839	3,549
Eicher Motors - SOTP based			4,698	5,610
Maruti Suzuki	26	28	14,476	17,890
M&M - SOTP based			3,687	4,145
Hyundai	27	30	2,408	2,979
Tata Motors - SOTP based			631	686
Ashok Leyland	11	11	141	154
Escorts	28	28	3,380	3,624

**Exhibit 12: Comparative valuations: Auto OEMs**

Auto OEM's	Rating	CMP (INR)	P/E (x)		EV/EBITDA (x)		PB (x)		FY25 Yield (%)	EPS CAGR (%)
			FY26E	FY27E	FY26E	FY27E	FY26E	FY27E	Div	FY25-27E
Bajaj Auto	Neutral	9,074	27.8	24.8	20.3	17.7	7.3	6.8	2.2	10.5
Hero MotoCorp	Buy	5,309	21.1	19.4	14.2	12.7	5.0	4.6	3.1	10.0
TVS Motor	Neutral	3,499	46.6	38.3	29.1	24.3	12.9	10.0	0.3	26.5
Eicher Motors	Sell	6,933	36.7	33.2	24.9	21.8	7.8	6.8	1.0	9.9
Maruti Suzuki	Buy	15,571	31.5	26.0	22.2	17.2	4.6	4.1	0.9	16.1
M&M	Buy	3,612	30.2	25.5	20.8	17.5	3.0	2.5	0.7	19.7
Tata Motors	Neutral	715	15.1	13.1	4.9	4.0	2.0	1.8	0.8	-7.1
Hyundai	Buy	2,602	38.3	29.1	23.4	17.7	10.5	8.3	0.8	13.6
Ashok Leyland	Buy	135	22.4	18.8	13.5	11.2	6.0	5.2	2.3	14.3
Escorts	Neutral	3,666	32.9	29.9	27.3	27.5	3.9	3.6	0.8	15.6

Investment in securities market are subject to market risks. Read all the related documents carefully before investing.

Explanation of Investment Rating	
Investment Rating	Expected return (over 12-month)
BUY	>=15%
SELL	< - 10%
NEUTRAL	< - 10 % to 15%
UNDER REVIEW	Rating may undergo a change
NOT RATED	We have forward looking estimates for the stock but we refrain from assigning recommendation

\*In case the recommendation given by the Research Analyst is inconsistent with the investment rating legend for a continuous period of 30 days, the Research Analyst shall be within following 30 days take appropriate measures to make the recommendation consistent with the investment rating legend.

#### Disclosures

The following Disclosures are being made in compliance with the SEBI Research Analyst Regulations 2014 (herein after referred to as the Regulations).

Motilal Oswal Financial Services Ltd. (MOFSL) is a SEBI Registered Research Analyst having registration no. INH000000412. MOFSL, the Research Entity (RE) as defined in the Regulations, is engaged in the business of providing Stock broking services, Depository participant services & distribution of various financial products. MOFSL is a listed public company, the details in respect of which are available on [www.motilaloswal.com](http://www.motilaloswal.com). MOFSL (erstwhile Motilal Oswal Securities Limited - MOSL) is registered with the Securities & Exchange Board of India (SEBI) and is a registered Trading Member with National Stock Exchange of India Ltd. (NSE) and Bombay Stock Exchange Limited (BSE), Multi Commodity Exchange of India Limited (MCX) and National Commodity & Derivatives Exchange Limited (NCDEX) for its stock broking activities & is Depository participant with Central Depository Services Limited (CDSL) National Securities Depository Limited (NSDL), NERL, COMRIS and CCRL and is member of Association of Mutual Funds of India (AMFI) for distribution of financial products and Insurance Regulatory & Development Authority of India (IRDA) as Corporate Agent for insurance products. Details of associate entities of Motilal Oswal Financial Services Limited are available on the website at <http://online.reports.motilaloswal.com/Dormant/documents/List%20of%20Associate%20companies.pdf>

MOFSL and its associate company(ies), their directors and Research Analyst and their relatives may; (a) from time to time, have a long or short position in, act as principal in, and buy or sell the securities or derivatives thereof of companies mentioned herein. (b) be engaged in any other transaction involving such securities and earn brokerage or other compensation or act as a market maker in the financial instruments of the company(ies) discussed herein or act as an advisor or lender/borrower to such company(ies) or may have any other potential conflict of interests with respect to any recommendation and other related information and opinions; however the same shall have no bearing whatsoever on the specific recommendations made by the analyst(s), as the recommendations made by the analyst(s) are completely independent of the views of the associates of MOFSL even though there might exist an inherent conflict of interest in some of the stocks mentioned in the research report.

MOFSL and / or its affiliates do and seek to do business including investment banking with companies covered in its research reports. As a result, the recipients of this report should be aware that MOFSL may have a potential conflict of interest that may affect the objectivity of this report. Compensation of Research Analysts is not based on any specific merchant banking, investment banking or brokerage service transactions. Details of pending Enquiry Proceedings of Motilal Oswal Financial Services Limited are available on the website at <https://galaxy.motilaloswal.com/ResearchAnalyst/PublishViewLitigation.aspx>

A graph of daily closing prices of securities is available at [www.nseindia.com](http://www.nseindia.com), [www.bseindia.com](http://www.bseindia.com). Research Analyst views on Subject Company may vary based on Fundamental research and Technical Research. Proprietary trading desk of MOFSL or its associates maintains arm's length distance with Research Team as all the activities are segregated from MOFSL research activity and therefore it can have an independent view with regards to Subject Company for which Research Team have expressed their views.

#### Regional Disclosures (outside India)

This report is not directed or intended for distribution to or use by any person or entity resident in a state, country or any jurisdiction, where such distribution, publication, availability or use would be contrary to law, regulation or which would subject MOFSL & its group companies to registration or licensing requirements within such jurisdictions.

#### For Hong Kong:

This report is distributed in Hong Kong by Motilal Oswal capital Markets (Hong Kong) Private Limited, a licensed corporation (CE AYY-301) licensed and regulated by the Hong Kong Securities and Futures Commission (SFC) pursuant to the Securities and Futures Ordinance (Chapter 571 of the Laws of Hong Kong) "SFO". As per SEBI (Research Analyst Regulations) 2014 Motilal Oswal Securities (SEBI Reg. No. INH000000412) has an agreement with Motilal Oswal capital Markets (Hong Kong) Private Limited for distribution of research report in Hong Kong. This report is intended for distribution only to "Professional Investors" as defined in Part I of Schedule 1 to SFO. Any investment or investment activity to which this document relates is only available to professional investor and will be engaged only with professional investors." Nothing here is an offer or solicitation of these securities, products and services in any jurisdiction where their offer or sale is not qualified or exempt from registration. The Indian Analyst(s) who compile this report is/are not located in Hong Kong & are not conducting Research Analysis in Hong Kong.

#### For U.S.

Motilal Oswal Financial Services Limited (MOFSL) is not a registered broker - dealer under the U.S. Securities Exchange Act of 1934, as amended (the "1934 act") and under applicable state laws in the United States. In addition MOFSL is not a registered investment adviser under the U.S. Investment Advisers Act of 1940, as amended (the "Advisers Act" and together with the 1934 Act, the "Acts"), and under applicable state laws in the United States. Accordingly, in the absence of specific exemption under the Acts, any brokerage and investment services provided by MOFSL, including the products and services described herein are not available to or intended for U.S. persons. This report is intended for distribution only to "Major Institutional Investors" as defined by Rule 15a-6(b)(4) of the Exchange Act and interpretations thereof by SEC (henceforth referred to as "major institutional investors"). This document must not be acted on or relied on by persons who are not major institutional investors. Any investment or investment activity to which this document relates is only available to major institutional investors and will be engaged in only with major institutional investors. In reliance on the exemption from registration provided by Rule 15a-6 of the U.S. Securities Exchange Act of 1934, as amended (the "Exchange Act") and interpretations thereof by the U.S. Securities and Exchange Commission ("SEC") in order to conduct business with Institutional Investors based in the U.S., MOFSL has entered into a chaperoning agreement with a U.S. registered broker-dealer, Motilal Oswal Securities International Private Limited. ("MOSIPL"). Any business interaction pursuant to this report will have to be executed within the provisions of this chaperoning agreement.

The Research Analysts contributing to the report may not be registered /qualified as research analyst with FINRA. Such research analyst may not be associated persons of the U.S. registered broker-dealer, MOSIPL, and therefore, may not be subject to NASD rule 2711 and NYSE Rule 472 restrictions on communication with a subject company, public appearances and trading securities held by a research analyst account.

#### For Singapore

In Singapore, this report is being distributed by Motilal Oswal Capital Markets (Singapore) Pte. Ltd. ("MOCMSPL") (UEN 201129401Z), which is a holder of a capital markets services license and an exempt financial adviser in Singapore. This report is distributed solely to persons who (a) qualify as "institutional investors" as defined in section 4A(1)(c) of the Securities and Futures Act of Singapore ("SFA") or (b) are considered "accredited investors" as defined in section 2(1) of the Financial Advisers Regulations of Singapore read with section 4A(1)(a) of the SFA. Accordingly, if a recipient is neither an "institutional investor" nor an "accredited investor", they must immediately discontinue any use of this Report and inform MOCMSPL.

In respect of any matter arising from or in connection with the research you could contact the following representatives of MOCMSPL. In case of grievances for any of the services rendered by MOCMSPL write to [grievances@motilaloswal.com](mailto:grievances@motilaloswal.com).

Nainesh Rajani

Email: [nainesh.raiani@motilaloswal.com](mailto:nainesh.raiani@motilaloswal.com)

Contact: (+65) 8328 0276

#### Specific Disclosures

- Research Analyst and/or his/her relatives do not have a financial interest in the subject company(ies), as they do not have equity holdings in the subject company(ies). MOFSL has financial interest in the subject company(ies) at the end of the week immediately preceding the date of publication of the Research Report: Yes.  
Nature of Financial interest is holding equity shares or derivatives of the subject company
- Research Analyst and/or his/her relatives do not have actual/beneficial ownership of 1% or more securities in the subject company(ies) at the end of the month immediately preceding the date of publication of Research Report.  
MOFSL has actual/beneficial ownership of 1% or more securities of the subject company(ies) at the end of the month immediately preceding the date of publication of Research Report: No
- Research Analyst and/or his/her relatives have not received compensation/other benefits from the subject company(ies) in the past 12 months.  
MOFSL may have received compensation from the subject company(ies) in the past 12 months.
- Research Analyst and/or his/her relatives do not have material conflict of interest in the subject company at the time of publication of research report.  
MOFSL does not have material conflict of interest in the subject company at the time of publication of research report.
- Research Analyst has not served as an officer, director or employee of subject company(ies).
- MOFSL has not acted as a manager or co-manager of public offering of securities of the subject company in past 12 months.
- MOFSL has not received compensation for investment banking /merchant banking/brokerage services from the subject company(ies) in the past 12 months.

8. MOFSL may have received any compensation for products or services other than investment banking or merchant banking or brokerage services from the subject company(ies) in the past 12 months.
9. MOFSL may have received compensation or other benefits from the subject company(ies) or third party in connection with the research report.
10. MOFSL has not engaged in market making activity for the subject company.

The associates of MOFSL may have:

- financial interest in the subject company
- actual/beneficial ownership of 1% or more securities in the subject company at the end of the month immediately preceding the date of publication of the Research Report or date of the public appearance.
- received compensation/other benefits from the subject company in the past 12 months
- any other potential conflict of interests with respect to any recommendation and other related information and opinions; however the same shall have no bearing whatsoever on the specific recommendations made by the analyst(s), as the recommendations made by the analyst(s) are completely independent of the views of the associates of MOFSL even though there might exist an inherent conflict of interest in some of the stocks mentioned in the research report.
- acted as a manager or co-manager of public offering of securities of the subject company in past 12 months
- be engaged in any other transaction involving such securities and earn brokerage or other compensation or act as a market maker in the financial instruments of the company(ies) discussed herein or act as an advisor or lender/borrower to such company(ies)
- received compensation from the subject company in the past 12 months for investment banking / merchant banking / brokerage services or from other than said services.
- Served subject company as its clients during twelve months preceding the date of distribution of the research report.

The associates of MOFSL has not received any compensation or other benefits from third party in connection with the research report

Above disclosures include beneficial holdings lying in demat account of MOFSL which are opened for proprietary investments only. While calculating beneficial holdings, It does not consider demat accounts which are opened in name of MOFSL for other purposes (i.e holding client securities, collaterals, error trades etc.). MOFSL also earns DP income from clients which are not considered in above disclosures.

#### Analyst Certification

The views expressed in this research report accurately reflect the personal views of the analyst(s) about the subject securities or issues, and no part of the compensation of the research analyst(s) was, is, or will be directly or indirectly related to the specific recommendations and views expressed by research analyst(s) in this report.

#### Terms & Conditions:

This report has been prepared by MOFSL and is meant for sole use by the recipient and not for circulation. The report and information contained herein is strictly confidential and may not be altered in any way, transmitted to, copied or distributed, in part or in whole, to any other person or to the media or reproduced in any form, without prior written consent of MOFSL. The report is based on the facts, figures and information that are considered true, correct, reliable and accurate. The intent of this report is not recommendatory in nature. The information is obtained from publicly available media or other sources believed to be reliable. Such information has not been independently verified and no guaranty, representation of warranty, express or implied, is made as to its accuracy, completeness or correctness. All such information and opinions are subject to change without notice. The report is prepared solely for informational purpose and does not constitute an offer document or solicitation of offer to buy or sell or subscribe for securities or other financial instruments for the clients. Though disseminated to all the customers simultaneously, not all customers may receive this report at the same time. MOFSL will not treat recipients as customers by virtue of their receiving this report.

#### Disclaimer:

The report and information contained herein is strictly confidential and meant solely for the selected recipient and may not be altered in any way, transmitted to, copied or distributed, in part or in whole, to any other person or to the media or reproduced in any form, without prior written consent. This report and information herein is solely for informational purpose and may not be used or considered as an offer document or solicitation of offer to buy or sell or subscribe for securities or other financial instruments. Nothing in this report constitutes investment, legal, accounting and tax advice or a representation that any investment or strategy is suitable or appropriate to your specific circumstances. The securities discussed and opinions expressed in this report may not be suitable for all investors, who must make their own investment decisions, based on their own investment objectives, financial positions and needs of specific recipient. This may not be taken in substitution for the exercise of independent judgment by any recipient. Each recipient of this document should make such investigations as it deems necessary to arrive at an independent evaluation of an investment in the securities of companies referred to in this document (including the merits and risks involved), and should consult its own advisors to determine the merits and risks of such an investment. The investment discussed or views expressed may not be suitable for all investors. Certain transactions -including those involving futures, options, another derivative products as well as non-investment grade securities - involve substantial risk and are not suitable for all investors. No representation or warranty, express or implied, is made as to the accuracy, completeness or fairness of the information and opinions contained in this document. The Disclosures of Interest Statement incorporated in this document is provided solely to enhance the transparency and should not be treated as endorsement of the views expressed in the report. This information is subject to change without any prior notice. The Company reserves the right to make modifications and alternations to this statement as may be required from time to time without any prior approval. MOFSL, its associates, their directors and the employees may from time to time, effect or have effected an own account transaction in, or deal as principal or agent in or for the securities mentioned in this document. They may perform or seek to perform investment banking or other services for, or solicit investment banking or other business from, any company referred to in this report. Each of these entities functions as a separate, distinct and independent of each other. The recipient should take this into account before interpreting the document. This report has been prepared on the basis of information that is already available in publicly accessible media or developed through analysis of MOFSL. The views expressed are those of the analyst, and the Company may or may not subscribe to all the views expressed therein. This document is being supplied to you solely for your information and may not be reproduced, redistributed or passed on, directly or indirectly, to any other person or published, copied, in whole or in part, for any purpose. This report is not directed or intended for distribution to, or use by, any person or entity who is a citizen or resident of or located in any locality, state, country or other jurisdiction, where such distribution, publication, availability or use would be contrary to law, regulation or which would subject MOFSL to any registration or licensing requirement within such jurisdiction. The securities described herein may or may not be eligible for sale in all jurisdictions or to certain category of investors. Persons in whose possession this document may come are required to inform themselves of and to observe such restriction. Neither the Firm, nor its directors, employees, agents or representatives shall be liable for any damages whether direct or indirect, incidental, special or consequential including lost revenue or lost profits that may arise from or in connection with the use of the information. The person accessing this information specifically agrees to exempt MOFSL or any of its affiliates or employees from, any and all responsibility/liability arising from such misuse and agrees not to hold MOFSL or any of its affiliates or employees responsible for any such misuse and further agrees to hold MOFSL or any of its affiliates or employees free and harmless from all losses, costs, damages, expenses that may be suffered by the person accessing this information due to any errors and delays.

This report is meant for the clients of Motilal Oswal only.

Investment in securities market are subject to market risks. Read all the related documents carefully before investing.

Registration granted by SEBI and certification from NISM in no way guarantee performance of the intermediary or provide any assurance of returns to investors.

Registered Office Address: Motilal Oswal Tower, Rahimtullah Sayani Road, Opposite Parel ST Depot, Prabhadevi, Mumbai-400025; Tel No.: 022 - 71934200 / 71934263; www.motilaloswal.com.

Correspondence Address: Palm Spring Centre, 2nd Floor, Palm Court Complex, New Link Road, Malad (West), Mumbai- 400 064. Tel No: 022 71881000. Details of Compliance Officer: Neeraj Agarwal, Email Id: na@motilaloswal.com, Contact No.:022-40548085.

Grievance Redressal Cell:

Contact Person	Contact No.	Email ID
Ms. Hemangi Date	022 40548000 / 022 67490600	query@motilaloswal.com
Ms. Kumud Upadhyay	022 40548082	servicehead@motilaloswal.com
Mr. Ajay Menon	022 40548083	am@motilaloswal.com

Registration details of group entities.: Motilal Oswal Financial Services Ltd. (MOFSL): INZ000158836 (BSE/NSE/MCX/NCDEX); CDSL and NSDL: IN-DP-16-2015; Research Analyst: INH000000412. AMFI: ARN : 146822. IRDA Corporate Agent – CA0579. Motilal Oswal Financial Services Ltd. is a distributor of Mutual Funds, PMS, Fixed Deposit, Insurance, Bond, NCDs and IPO products.

Customer having any query/feedback/ clarification may write to query@motilaloswal.com. In case of grievances for any of the services rendered by Motilal Oswal Financial Services Limited (MOFSL) write to grievances@motilaloswal.com, for DP to dp@grievances@motilaloswal.com.