

**BSE SENSEX**  
81,858

**S&P CNX**  
25,051



#### Stock Info

Bloomberg	JSWINFRA IN
Equity Shares (m)	2100
M.Cap.(INRb)/(USDb)	647.4 / 7.4
52-Week Range (INR)	355 / 218
1, 6, 12 Rel. Per (%)	0/20/-3
12M Avg Val (INR M)	783
Free float (%)	16.4

#### Financials Snapshot (INR b)

Y/E March	2025	2026E	2027E
Net Sales	44.8	54.1	66.5
EBITDA	22.6	27.0	34.4
Adj. PAT	14.5	16.8	20.0
EBITDA Margin (%)	50.5	50.0	51.8
Adj. EPS (INR)	7.0	7.9	9.4
EPS Gr. (%)	20.5	13.2	19.3
BV/Sh. (INR)	46.8	52.8	61.2

#### Ratios

Net D/E (x)	0.2	0.2	0.2
RoE (%)	16.3	16.1	16.5
RoCE (%)	12.7	12.7	13.2
Payout (%)	11.5	12.7	10.6

#### Valuations

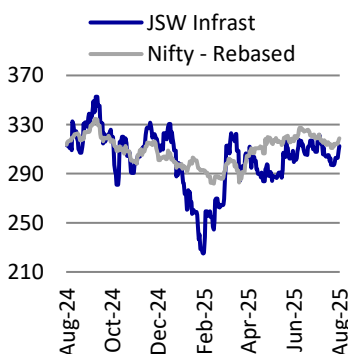
P/E (x)	44.7	39.3	32.9
P/BV (x)	6.7	5.9	5.1
EV/EBITDA (x)	29.4	25.3	19.8
Div. Yield (%)	0.3	0.3	0.3
FCF Yield (%)	1.4	10.2	17.5

#### Shareholding pattern (%)

As On	Jun-25	Mar-25	Jun-24
Promoter	83.6	85.6	85.6
DII	2.8	2.7	2.7
FII	7.6	6.0	5.9
Others	6.0	5.7	5.8

FII Includes depository receipts

#### Stock's performance (one-year)



# JSW Infrastructure

**CMP: INR308**

**TP: INR380 (+23%)**

**Buy**

## Ports and logistics business expansion plans to fuel sustainable growth ahead

- JSWINFRA's strategy of augmenting capacity, modernizing infrastructure, and pursuing selective acquisitions is well aligned with India's long-term port sector growth ambitions, as the government targets a fourfold expansion of capacity to 10,000MTPA by FY47 from the current ~2,700MTPA. Its ability to leverage group cargo while steadily growing third-party volumes (52% in 1Q FY26) underlines its position in India's port and logistics ecosystem.
- The company has reiterated that expanding port capacity remains a core priority, with plans to scale from 177MTPA today to 400MTPA by FY30.
- Alongside ports, JSWINFRA is pursuing an aggressive logistics infrastructure build-out under JSW Ports Logistics, supported by an investment plan of INR90b through FY30. This expansion is expected to deliver revenue of INR80b and EBITDA of INR20b at scale.
- FY26 capex outlay of INR55b (INR40b towards ports and INR15b towards logistics) is more than double of FY25 levels of INR24.4b. These investments are expected to support at least 10% growth in port volumes and a 50% jump in logistics revenues during FY26.
- With a balanced presence on both east and west coasts and growing inland connectivity investments, JSWINFRA is well positioned to capitalize on India's structural push for multimodal integration, logistics efficiency, and port-led industrial development, making it a preferred partner for both anchor customers and third-party cargo owners.
- By consciously reducing dependence on captive JSW Group cargo and expanding into containerized, liquid, and other diversified categories, the company is mitigating concentration risks while opening new revenue pools. We expect JSWINFRA to strengthen its market dominance, leading to a 13% volume CAGR over FY25-27E. This should drive a 22% CAGR in revenue and a 23% CAGR in EBITDA over the same period. **We reiterate our BUY rating with a TP of INR380 (premised on 23x FY27 EV/EBITDA).**

## Executing capacity expansion while deepening third-party cargo share

- JSWINFRA continues to deliver resilient performance, supported by a diversified cargo mix, rising third-party share (52% in 1Q FY26 v/s 25% in Mar'22), and steady execution of new assets. The business has successfully transitioned from being largely captive to a more balanced model, with external customers now accounting for more than half of volumes.
- Despite a softer start in 1QFY26, management remains confident of achieving double-digit cargo growth for the full year, aided by capacity additions and stronger activity in the second half.
- Further, JSWINFRA is strategically positioned to capitalize on India's growing port infrastructure needs, with a goal to expand its port capacity to 400MTPA by FY30 from 177MTPA as of Jun'25. Recent expansions at JNPA, Tuticorin, Mangalore, and PNP ports have already increased its capacity from 170 MTPA in Dec'24 to 177MTPA in Jun'25.

**Alok Deora - Research analyst** (Alok.Deora@MotilalOswal.com)

**Saurabh Dugar - Research analyst** (Saurabh.Dugar@MotilalOswal.com)

**Investors are advised to refer through important disclosures made at the last page of the Research Report.**

Motilal Oswal research is available on [www.motilaloswal.com/Institutional-Equities](http://www.motilaloswal.com/Institutional-Equities), Bloomberg, Thomson Reuters, Factset and S&P Capital.

- The Indian government's Maritime India Vision 2030 and long-term goal to quadruple port capacity to 10,000MTPA by 2047 create a favorable environment. JSWINFRA, as a leading private player, is well-positioned to capture a significant share of this growth through expansions and new projects.

### Capacity expansion – disciplined execution with long-term vision

- JSWINFRA has one of the most robust capacity addition pipeline in the sector, spanning both brownfield upgrades and greenfield projects. Near-term efforts are concentrated on operationalizing recently won concessions such as Tuticorin and JNPA, alongside significant upgrades at Dharamtar, Jaigarh, Goa, and Mangalore. These projects not only add scale but also broaden the cargo portfolio beyond bulk commodities.
- On the greenfield side, strategic developments like Keni Port in Karnataka, Jatadhar Port in Odisha, and the Odisha slurry pipeline represent transformative infrastructure plays that can unlock new hinterland connectivity and long-term growth corridors. Execution has been consistently on track, supported by proven project management capabilities and access to group synergies

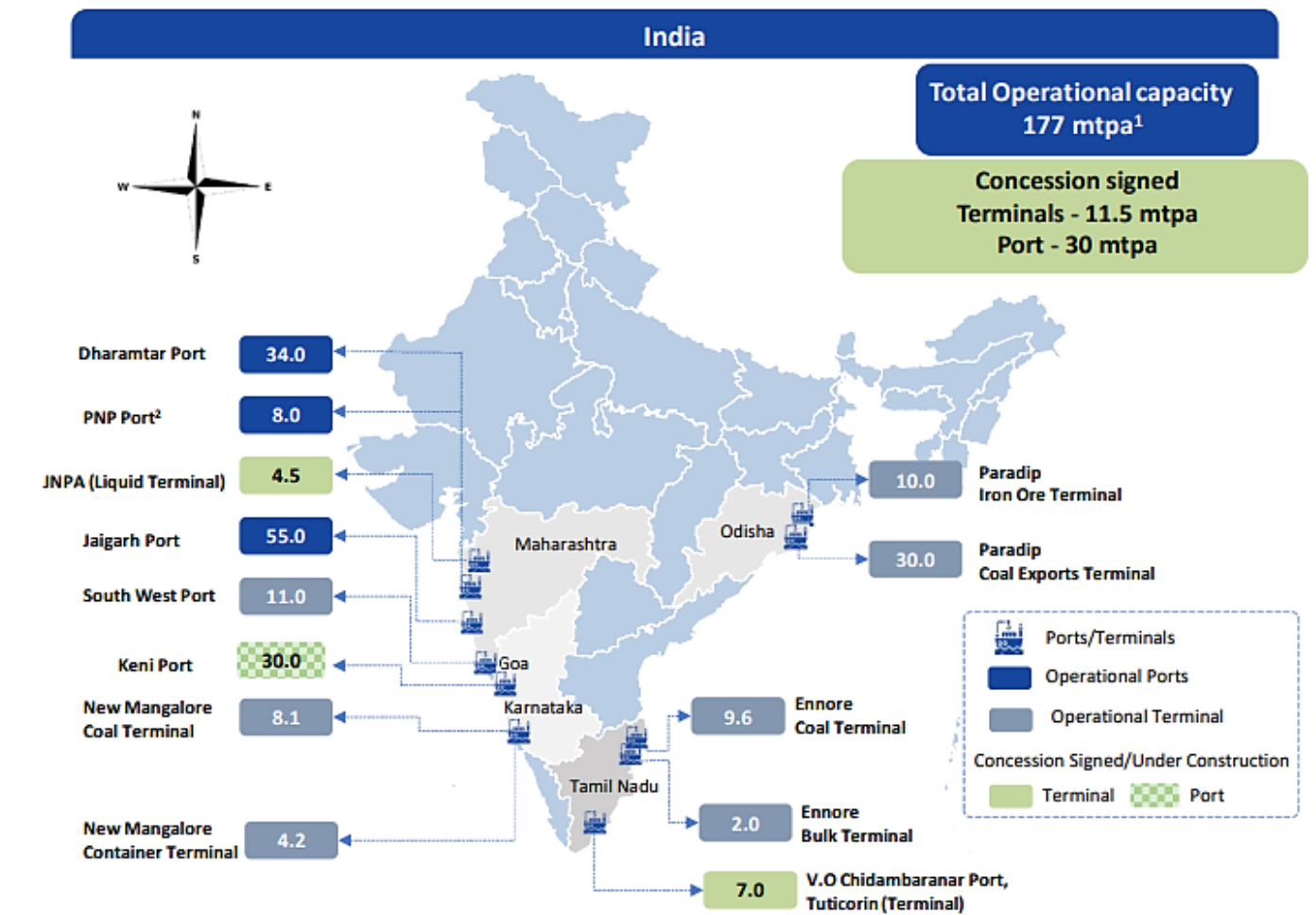
### Robust logistics business expansion

- JSWINFRA's INR90b capex plan by FY30 for JSW Ports Logistics aims to generate INR80b in revenue and INR20b in EBITDA, with a targeted 25% EBITDA margin.
- The planned INR1.7b investment in Navkar Corporation in FY26 aims to revitalize its operations and increase EBITDA to INR1b from INR410m in FY25. This focus on unlocking untapped potential strengthens JSWINFRA's logistics portfolio.
- The allocation of INR6b in FY26 for rakes and Vertical Cargo Terminals (VCTs) will enhance logistics throughput and terminal efficiency. Additionally, exploring acquisition opportunities within the INR15b logistics capex budget signals proactive growth in this segment.

### Valuation and view

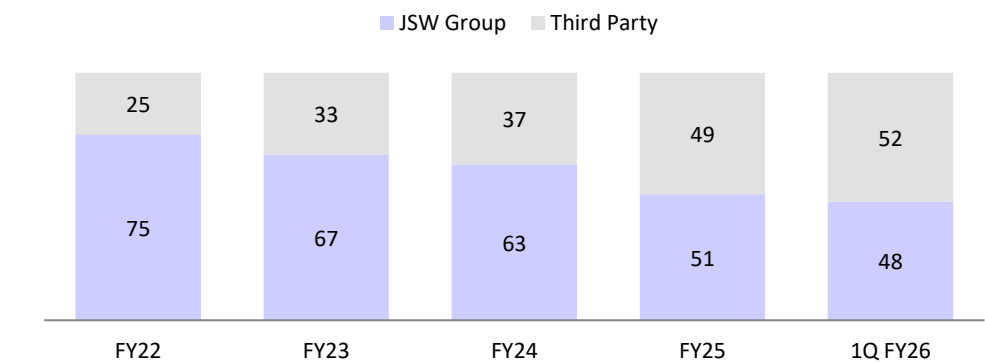
- Management reiterated its FY26 cargo volume growth guidance of 10%, expecting stronger traction in 2HFY26. Long-term vision includes expanding port capacity to 400MTPA by FY30 and building a logistics platform delivering INR80b in revenue and a 25% EBITDA margin. Backed by aggressive yet disciplined capex, customer diversification, and multimodal infrastructure expansion, JSWINFRA remains well-positioned for structural growth across India's maritime and logistics value chain.
- We expect JSWINFRA to strengthen its market dominance, leading to a 13% volume CAGR over FY25-27. This, along with a sharp rise in logistics revenues, is expected to drive a 22% CAGR in revenue and a 23% CAGR in EBITDA over the same period. **We reiterate our BUY rating on the stock with a TP of INR380 (based on 23x FY27 EV/EBITDA).**

**Exhibit 1: JSWINFRA – strategically located assets**



Source: Company, MOFSL

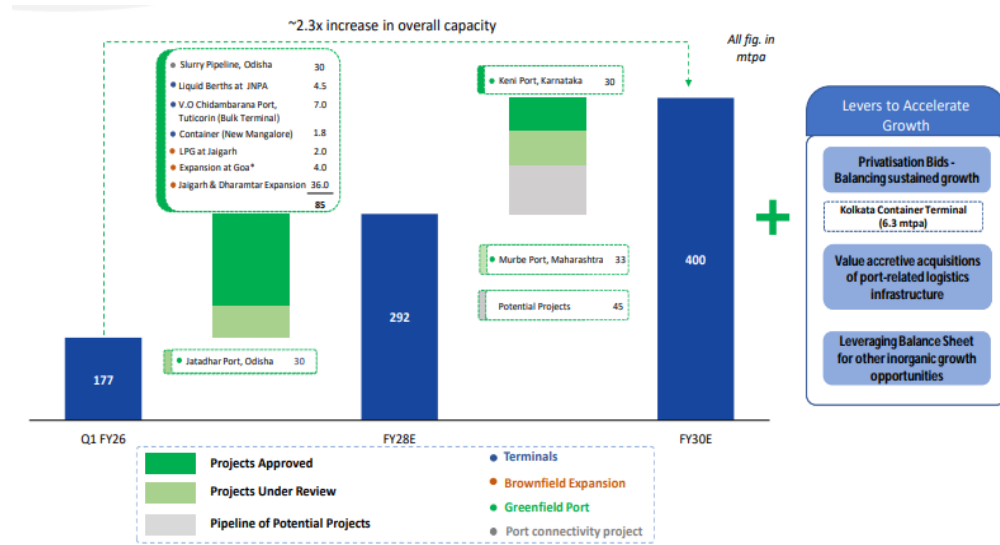
**Exhibit 2: Revenue share (%) – customer mix**



Source: Company, MOFSL

## Capex guidance to enhance capacity by ~2.3x by 2030

Exhibit 3: Expansion strategy to enhance capacity to 400MMT by 2030

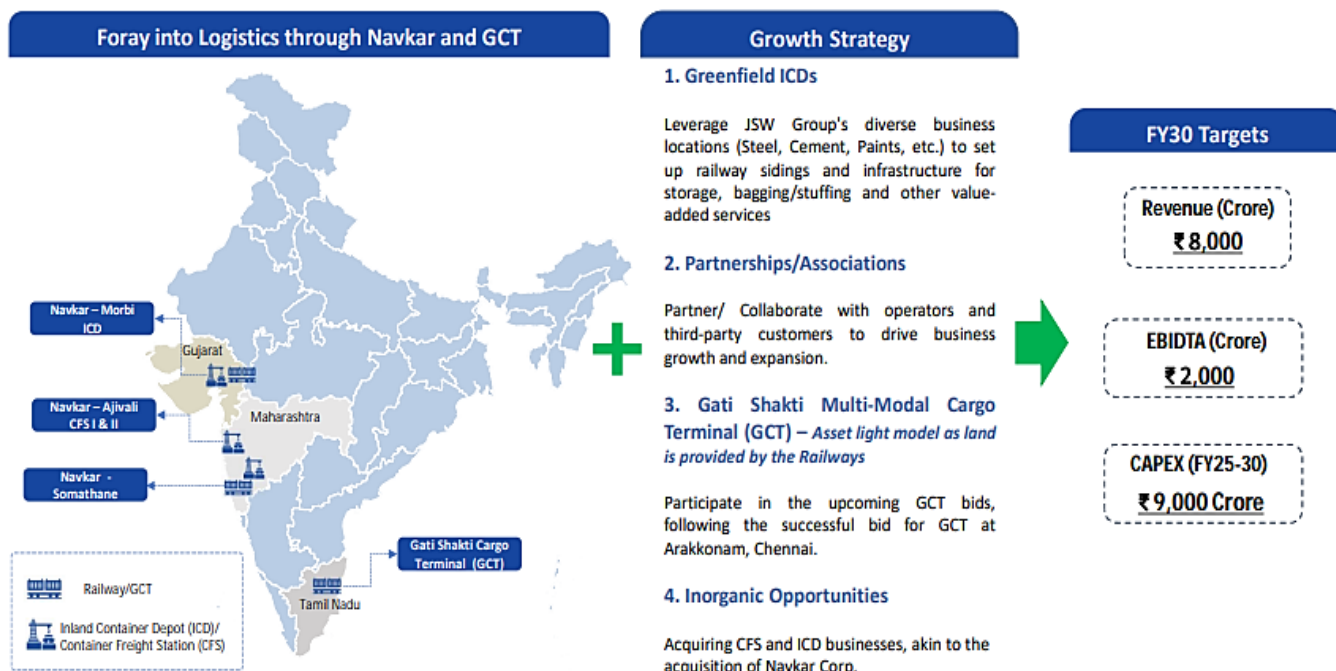


Source: Company, MOFSL

- JSWINFRA has embarked on a massive capex plan of INR300b to notably expand its total cargo handling capacity from 177MTPA currently to 400MTPA by FY30, banking on the rise of India's cargo movement.

## Capex roadmap for developing logistics business

Exhibit 4: 2030 roadmap for logistics segment

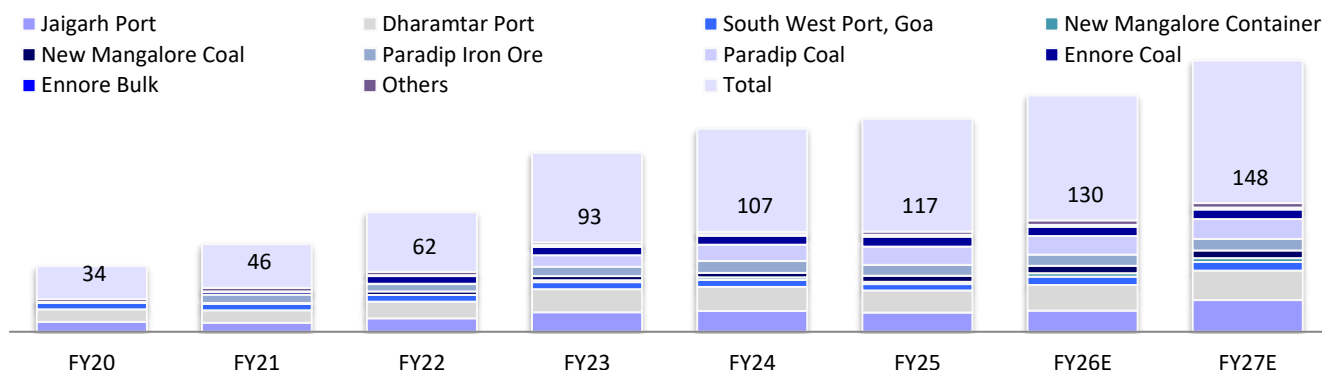


Source: Company, MOFSL

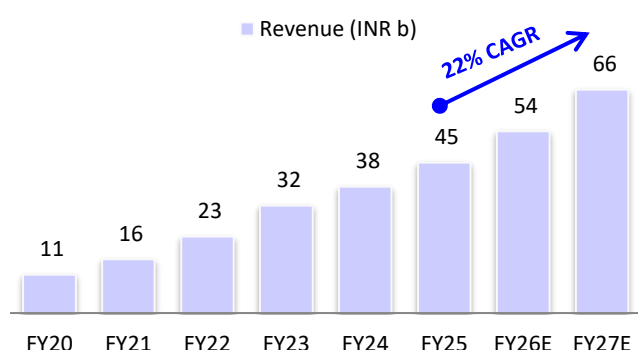
- In addition to port expansion, JSWINFRA is actively expanding its presence in the logistics business. The company has earmarked INR90b for the development of logistics infrastructure by FY30. This investment is expected to generate revenue of INR80b and EBITDA of INR20b.

## Story in charts

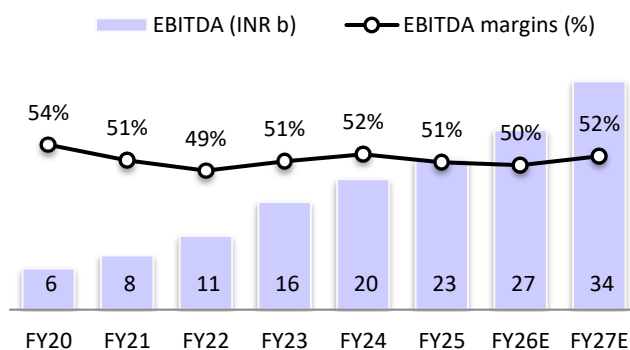
**Exhibit 5: Volume CAGR of 13% expected over FY25-27 (MMT)**



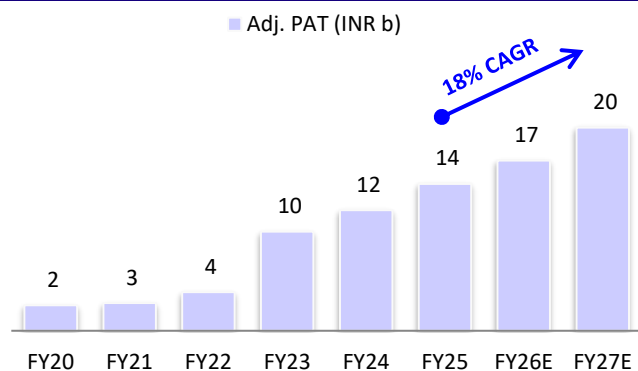
**Exhibit 6: Revenue growth to remain strong**



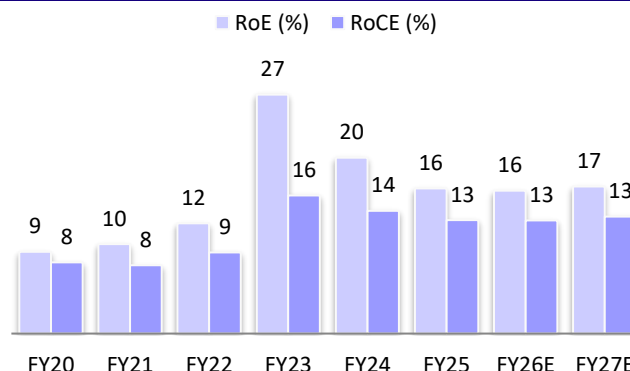
**Exhibit 7: Margin to expand with higher volumes**



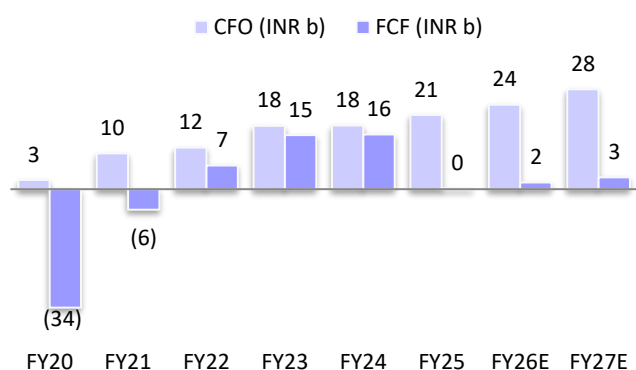
**Exhibit 8: Strong operating performance to drive PAT**



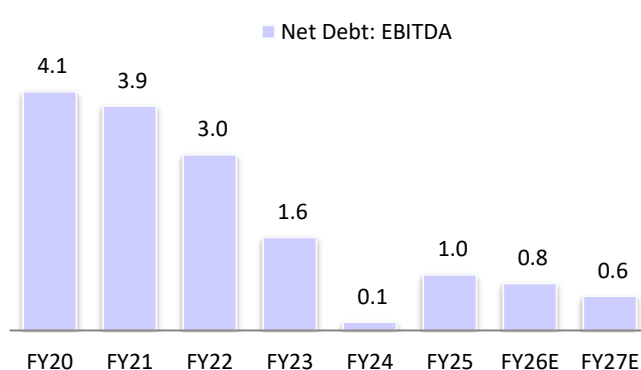
**Exhibit 9: Return ratios to remain stable**



**Exhibit 10: CFO and FCF generation to pick up**



**Exhibit 11: Net debt/EBITDA to improve further**



Source: Company, MOFSL

Source: Company, MOFSL

## Financials and valuation

### Consolidated Income Statement

Y/E March (INR m)	FY21	FY22	FY23	FY24	FY25	FY26E	FY27E
<b>Net Sales</b>	<b>16,036</b>	<b>22,731</b>	<b>31,947</b>	<b>37,629</b>	<b>44,761</b>	<b>54,107</b>	<b>66,471</b>
Change in Net Sales (%)	40.3	41.7	40.5	17.8	19.0	20.9	22.9
Total Expenses	7,871	11,636	15,746	17,983	22,140	27,073	32,049
<b>EBITDA</b>	<b>8,164</b>	<b>11,094</b>	<b>16,202</b>	<b>19,646</b>	<b>22,622</b>	<b>27,034</b>	<b>34,422</b>
Margin (%)	50.9	48.8	50.7	52.2	50.5	50.0	51.8
Depn. & Amortization	2,707	3,695	3,912	4,365	5,466	5,862	9,575
<b>EBIT</b>	<b>5,458</b>	<b>7,399</b>	<b>12,290</b>	<b>15,281</b>	<b>17,156</b>	<b>21,172</b>	<b>24,847</b>
Net Interest	2,522	3,480	2,819	2,892	3,401	3,707	3,209
Other income	747	1,057	1,781	2,694	3,530	3,565	3,600
<b>PBT</b>	<b>3,683</b>	<b>4,976</b>	<b>11,252</b>	<b>15,083</b>	<b>17,285</b>	<b>21,029</b>	<b>25,239</b>
EO expense	-244	716	3,142	433	-744	-363	0
PBT after EO	3,926	4,260	8,110	14,650	18,028	21,392	25,239
Tax	1,080	955	615	3,043	2,814	4,171	5,048
Rate (%)	27.5	22.4	7.6	20.8	15.6	19.5	20.0
<b>PAT before JV, MI</b>	<b>2,846</b>	<b>3,304</b>	<b>7,495</b>	<b>11,607</b>	<b>15,215</b>	<b>17,220</b>	<b>20,191</b>
Share of loss from JV, MI	68	-25	-97	-48	-184	-184	-184
<b>Reported PAT</b>	<b>2,914</b>	<b>3,279</b>	<b>7,398</b>	<b>11,559</b>	<b>15,031</b>	<b>17,036</b>	<b>20,007</b>
<b>Adjusted PAT</b>	<b>2,731</b>	<b>3,817</b>	<b>9,755</b>	<b>11,884</b>	<b>14,471</b>	<b>16,764</b>	<b>20,007</b>
Change (%)	9.3	39.7	155.6	21.8	21.8	15.8	19.3
Margin (%)	17.0	16.8	30.5	31.6	32.3	31.0	30.1

Source: MOFSL, Company

### Consolidated Balance Sheet

Y/E March (INR m)	FY21	FY22	FY23	FY24	FY25	FY26E	FY27E
Share Capital	599	599	3,596	4,103	4,147	4,147	4,147
Reserves	28,312	32,122	36,350	76,161	92,822	1,07,785	1,25,718
<b>Net Worth</b>	<b>28,912</b>	<b>32,721</b>	<b>39,946</b>	<b>80,264</b>	<b>96,969</b>	<b>1,11,932</b>	<b>1,29,865</b>
Minority Interest	1,973	1,998	942	2,047	7,919	8,103	8,287
Total Loans	34,807	44,087	42,437	43,807	46,588	46,088	45,588
Deferred Tax Liability	-764	-969	-2,121	-1,916	-3,375	-3,375	-3,375
<b>Capital Employed</b>	<b>64,927</b>	<b>77,837</b>	<b>81,205</b>	<b>1,24,201</b>	<b>1,48,101</b>	<b>1,62,748</b>	<b>1,80,365</b>
Gross Block	45,158	47,405	48,886	64,231	86,700	1,08,700	1,33,700
Less: Accum. Depn.	6,995	8,693	10,435	13,103	18,568	24,430	34,005
<b>Net Fixed Assets</b>	<b>38,163</b>	<b>38,712</b>	<b>38,451</b>	<b>51,128</b>	<b>68,132</b>	<b>84,270</b>	<b>99,695</b>
Capital WIP	11,239	701	450	1,089	18,586	18,586	18,586
Investments	2,955	2,830	3,070	2,445	3,128	3,128	3,128
<b>Curr. Assets</b>	<b>28,112</b>	<b>48,563</b>	<b>49,029</b>	<b>80,359</b>	<b>74,850</b>	<b>74,312</b>	<b>77,521</b>
Inventories	991	854	1,022	1,117	1,338	1,469	1,623
Account Receivables	4,115	6,013	4,024	6,768	8,090	8,153	10,016
Cash and Bank Balance	3,145	10,382	16,316	40,902	24,821	24,024	25,151
-Cash and cash equivalents	1,514	5,288	6,187	7,234	6,113	5,316	6,443
-Bank balance	1,631	5,094	10,130	33,668	18,708	18,708	18,708
Loans & advances	2,889	2,478	585	74	0	0	0
Other current assets	16,972	28,834	27,082	31,497	40,601	40,666	40,731
<b>Curr. Liability &amp; Prov.</b>	<b>15,542</b>	<b>12,969</b>	<b>9,796</b>	<b>10,819</b>	<b>16,595</b>	<b>17,548</b>	<b>18,564</b>
Account Payables	2,615	2,748	3,016	3,562	3,494	4,447	5,463
Provisions	82	89	79	132	342	342	342
Other current liabilities	12,845	10,132	6,701	7,125	12,759	12,759	12,759
<b>Net Curr. Assets</b>	<b>12,571</b>	<b>35,594</b>	<b>39,234</b>	<b>69,540</b>	<b>58,255</b>	<b>56,764</b>	<b>58,956</b>
<b>Appl. of Funds</b>	<b>64,927</b>	<b>77,837</b>	<b>81,205</b>	<b>1,24,201</b>	<b>1,48,101</b>	<b>1,62,748</b>	<b>1,80,365</b>

Source: MOFSL, Company



## Financials and valuation

### Ratios

Y/E March (INR m)	FY21	FY22	FY23	FY24	FY25	FY26E	FY27E
<b>Basic (INR)</b>							
EPS	45.6	63.7	5.4	5.8	7.0	7.9	9.4
EPS Growth	9.3	39.7	-91.5	6.8	20.5	13.2	19.3
Cash EPS	90.7	125.3	7.6	7.9	9.6	10.7	13.9
BV/Share	482.4	546.0	22.2	39.1	46.8	52.8	61.2
Payout (%)	0.0	0.0	0.0	0.0	11.5	12.7	10.6
Dividend yield (%)	0.0	0.0	0.0	0.0	0.3	0.3	0.3
<b>Valuation (x)</b>							
P/E	6.8	4.9	57.5	53.9	44.7	39.3	32.9
Cash P/E	3.4	2.5	41.0	39.4	32.4	29.3	22.4
P/BV	0.6	0.6	14.0	8.0	6.7	5.9	5.1
EV/EBITDA	5.8	4.5	36.0	32.6	29.4	25.3	19.8
Dividend Yield (%)	0.0	0.0	0.0	0.0	0.3	0.3	0.3
<b>Return Ratios (%)</b>							
RoE	10.0	12.4	26.8	19.8	16.3	16.1	16.5
RoCE (post-tax)	7.7	9.1	15.5	13.8	12.7	12.7	13.2
RoIC (post-tax)	9.0	10.3	18.1	17.2	16.0	15.6	15.9
<b>Working Capital Ratios</b>							
Fixed Asset Turnover (x)	0.4	0.5	0.7	0.7	0.6	0.6	0.7
Asset Turnover (x)	0.2	0.3	0.4	0.3	0.3	0.3	0.4
Debtor (Days)	94	97	46	66	66	55	55
Creditors (Days)	60	44	34	35	28	30	30
Inventory (Days)	23	14	12	11	11	10	9
<b>Leverage Ratio (x)</b>							
Current Ratio	1.8	3.7	5.0	7.4	4.5	4.2	4.2
Interest Cover Ratio	2.5	2.4	5.0	6.2	6.1	6.7	8.9
Net Debt/EBITDA	3.9	3.0	1.6	0.1	1.0	0.8	0.6
Net Debt/Equity	1.1	1.0	0.7	0.0	0.2	0.2	0.2

### Cash Flow Statement (INR m)

Y/E March (INR m)	FY21	FY22	FY23	FY24	FY25	FY26E	FY27E
<b>OP/(Loss) before Tax</b>	<b>3,926</b>	<b>4,260</b>	<b>8,110</b>	<b>14,650</b>	<b>18,028</b>	<b>21,392</b>	<b>25,239</b>
Depreciation	2,707	3,695	3,912	4,365	5,466	5,862	9,575
Direct Taxes Paid	-252	-1,222	1,807	-248	-2,736	-4,171	-5,048
(Inc)/Dec in WC	1,630	1,077	1,952	-1,141	41	695	-1,066
Other Items	2,098	3,953	2,192	406	206	142	-392
<b>CF from Operations</b>	<b>10,108</b>	<b>11,762</b>	<b>17,972</b>	<b>18,032</b>	<b>21,004</b>	<b>23,920</b>	<b>28,308</b>
(Inc)/Dec in FA	-15,925	-5,068	-2,690	-2,489	-20,746	-22,000	-25,000
<b>Free Cash Flow</b>	<b>-5,817</b>	<b>6,694</b>	<b>15,282</b>	<b>15,543</b>	<b>258</b>	<b>1,920</b>	<b>3,308</b>
Acquisitions/Divestment	0	0	0	0	0	0	0
Change in Investments	820	125	-168	1,182	1,427	0	0
Others	-1,262	-3,070	-3,350	-40,739	2,350	3,565	3,600
<b>CF from Investments</b>	<b>-16,368</b>	<b>-8,013</b>	<b>-6,208</b>	<b>-42,047</b>	<b>-16,969</b>	<b>-18,435</b>	<b>-21,400</b>
Share issue	0	0	0	28,000	0	0	0
Inc/(Dec) in Debt	8,676	3,908	-5,054	14	-278	-500	-500
Interest	-2,242	-3,621	2,727	2,479	-3,065	-3,707	-3,209
Dividend	0	0	0	0	-1,155	-2,074	-2,074
Others	-231	-262	-8,539	-5,454	-716	0	0
<b>Cash from financing activity</b>	<b>6,202</b>	<b>26</b>	<b>-10,866</b>	<b>25,039</b>	<b>-5,213</b>	<b>-6,281</b>	<b>-5,782</b>
Net change in cash & equip.	-57	3,775	899	1,024	-1,178	-796	1,126
Opening cash balance	1,571	1,514	5,288	6,210	7,290	6,113	5,316
Change in control of subs.	0	0	0	0	0	0	0
<b>Closing cash balance</b>	<b>1,514</b>	<b>5,288</b>	<b>6,187</b>	<b>7,234</b>	<b>6,113</b>	<b>5,316</b>	<b>6,443</b>

Investment in securities market are subject to market risks. Read all the related documents carefully before investing

## NOTES



Explanation of Investment Rating	
Investment Rating	Expected return (over 12-month)
BUY	>=15%
SELL	< - 10%
NEUTRAL	< - 10 % to 15%
UNDER REVIEW	Rating may undergo a change
NOT RATED	We have forward looking estimates for the stock but we refrain from assigning recommendation

\*In case the recommendation given by the Research Analyst is inconsistent with the investment rating legend for a continuous period of 30 days, the Research Analyst shall be within following 30 days take appropriate measures to make the recommendation consistent with the investment rating legend.

#### Disclosures

The following Disclosures are being made in compliance with the SEBI Research Analyst Regulations 2014 (herein after referred to as the Regulations).

Motilal Oswal Financial Services Ltd. (MOFSL) is a SEBI Registered Research Analyst having registration no. INH000000412. MOFSL, the Research Entity (RE) as defined in the Regulations, is engaged in the business of providing Stock broking services, Depository participant services & distribution of various financial products. MOFSL is a listed public company, the details in respect of which are available on [www.motilaloswal.com](http://www.motilaloswal.com). MOFSL (erstwhile Motilal Oswal Securities Limited - MOSL) is registered with the Securities & Exchange Board of India (SEBI) and is a registered Trading Member with National Stock Exchange of India Ltd. (NSE) and Bombay Stock Exchange Limited (BSE), Multi Commodity Exchange of India Limited (MCX) and National Commodity & Derivatives Exchange Limited (NCDEX) for its stock broking activities & is Depository participant with Central Depository Services Limited (CDSL) National Securities Depository Limited (NSDL), NERL, COMRIS and CCRL and is member of Association of Mutual Funds of India (AMFI) for distribution of financial products and Insurance Regulatory & Development Authority of India (IRDA) as Corporate Agent for insurance products. Details of associate entities of Motilal Oswal Financial Services Limited are available on the website at <http://onlinereports.motilaloswal.com/Dormant/documents/List%20of%20Associate%20companies.pdf>

MOFSL and its associate company(ies), their directors and Research Analyst and their relatives may; (a) from time to time, have a long or short position in, act as principal in, and buy or sell the securities or derivatives thereof of companies mentioned herein. (b) be engaged in any other transaction involving such securities and earn brokerage or other compensation or act as a market maker in the financial instruments of the company(ies) discussed herein or act as an advisor or lender/borrower to such company(ies) or may have any other potential conflict of interests with respect to any recommendation and other related information and opinions; however the same shall have no bearing whatsoever on the specific recommendations made by the analyst(s), as the recommendations made by the analyst(s) are completely independent of the views of the associates of MOFSL even though there might exist an inherent conflict of interest in some of the stocks mentioned in the research report.

MOFSL and / or its affiliates do and seek to do business including investment banking with companies covered in its research reports. As a result, the recipients of this report should be aware that MOFSL may have a potential conflict of interest that may affect the objectivity of this report. Compensation of Research Analysts is not based on any specific merchant banking, investment banking or brokerage service transactions. Details of pending Enquiry Proceedings of Motilal Oswal Financial Services Limited are available on the website at <https://galaxy.motilaloswal.com/ResearchAnalyst/PublishViewLitigation.aspx>

A graph of daily closing prices of securities is available at [www.nseindia.com](http://www.nseindia.com), [www.bseindia.com](http://www.bseindia.com). Research Analyst views on Subject Company may vary based on Fundamental research and Technical Research. Proprietary trading desk of MOFSL or its associates maintains arm's length distance with Research Team as all the activities are segregated from MOFSL research activity and therefore it can have an independent view with regards to Subject Company for which Research Team have expressed their views.

#### Regional Disclosures (outside India)

This report is not directed or intended for distribution to or use by any person or entity resident in a state, country or any jurisdiction, where such distribution, publication, availability or use would be contrary to law, regulation or which would subject MOFSL & its group companies to registration or licensing requirements within such jurisdictions.

#### For Hong Kong:

This report is distributed in Hong Kong by Motilal Oswal capital Markets (Hong Kong) Private Limited, a licensed corporation (CE AYY-301) licensed and regulated by the Hong Kong Securities and Futures Commission (SFC) pursuant to the Securities and Futures Ordinance (Chapter 571 of the Laws of Hong Kong) "SFO". As per SEBI (Research Analyst Regulations) 2014 Motilal Oswal Securities (SEBI Reg. No. INH000000412) has an agreement with Motilal Oswal capital Markets (Hong Kong) Private Limited for distribution of research report in Hong Kong. This report is intended for distribution only to "Professional Investors" as defined in Part I of Schedule 1 to SFO. Any investment or investment activity to which this document relates is only available to professional investor and will be engaged only with professional investors." Nothing here is an offer or solicitation of these securities, products and services in any jurisdiction where their offer or sale is not qualified or exempt from registration. The Indian Analyst(s) who compile this report is/are not located in Hong Kong & are not conducting Research Analysis in Hong Kong.

#### For U.S.

Motilal Oswal Financial Services Limited (MOFSL) is not a registered broker - dealer under the U.S. Securities Exchange Act of 1934, as amended (the "1934 act") and under applicable state laws in the United States. In addition MOFSL is not a registered investment adviser under the U.S. Investment Advisers Act of 1940, as amended (the "Advisers Act" and together with the 1934 Act, the "Acts"), and under applicable state laws in the United States. Accordingly, in the absence of specific exemption under the Acts, any brokerage and investment services provided by MOFSL, including the products and services described herein are not available to or intended for U.S. persons. This report is intended for distribution only to "Major Institutional Investors" as defined by Rule 15a-6(b)(4) of the Exchange Act and interpretations thereof by SEC (henceforth referred to as "major institutional investors"). This document must not be acted on or relied on by persons who are not major institutional investors. Any investment or investment activity to which this document relates is only available to major institutional investors and will be engaged in only with major institutional investors. In reliance on the exemption from registration provided by Rule 15a-6 of the U.S. Securities Exchange Act of 1934, as amended (the "Exchange Act") and interpretations thereof by the U.S. Securities and Exchange Commission ("SEC") in order to conduct business with Institutional Investors based in the U.S., MOFSL has entered into a chaperoning agreement with a U.S. registered broker-dealer, Motilal Oswal Securities International Private Limited. ("MOSIPL"). Any business interaction pursuant to this report will have to be executed within the provisions of this chaperoning agreement.

The Research Analysts contributing to the report may not be registered /qualified as research analyst with FINRA. Such research analyst may not be associated persons of the U.S. registered broker-dealer, MOSIPL, and therefore, may not be subject to NASD rule 2711 and NYSE Rule 472 restrictions on communication with a subject company, public appearances and trading securities held by a research analyst account.

#### For Singapore

In Singapore, this report is being distributed by Motilal Oswal Capital Markets (Singapore) Pte. Ltd. ("MOCMSPL") (UEN 201129401Z), which is a holder of a capital markets services license and an exempt financial adviser in Singapore. This report is distributed solely to persons who (a) qualify as "institutional investors" as defined in section 4A(1)(c) of the Securities and Futures Act of Singapore ("SFA") or (b) are considered "accredited investors" as defined in section 2(1) of the Financial Advisers Regulations of Singapore read with section 4A(1)(a) of the SFA. Accordingly, if a recipient is neither an "institutional investor" nor an "accredited investor", they must immediately discontinue any use of this Report and inform MOCMSPL.

In respect of any matter arising from or in connection with the research you could contact the following representatives of MOCMSPL. In case of grievances for any of the services rendered by MOCMSPL write to [grievances@motilaloswal.com](mailto:grievances@motilaloswal.com).

Nainesh Rajani

Email: [nainesh.rajani@motilaloswal.com](mailto:nainesh.rajani@motilaloswal.com)

Contact: (+65) 8328 0276

#### Specific Disclosures

- Research Analyst and/or his/her relatives do not have a financial interest in the subject company(ies), as they do not have equity holdings in the subject company(ies). MOFSL has financial interest in the subject company(ies) at the end of the week immediately preceding the date of publication of the Research Report: Yes.  
Nature of Financial interest is holding equity shares or derivatives of the subject company
- Research Analyst and/or his/her relatives do not have actual/beneficial ownership of 1% or more securities in the subject company(ies) at the end of the month immediately preceding the date of publication of Research Report.  
MOFSL has actual/beneficial ownership of 1% or more securities of the subject company(ies) at the end of the month immediately preceding the date of publication of Research Report: No
- Research Analyst and/or his/her relatives have not received compensation/other benefits from the subject company(ies) in the past 12 months.  
MOFSL may have received compensation from the subject company(ies) in the past 12 months.
- Research Analyst and/or his/her relatives do not have material conflict of interest in the subject company at the time of publication of research report.  
MOFSL does not have material conflict of interest in the subject company at the time of publication of research report.
- Research Analyst has not served as an officer, director or employee of subject company(ies).

6. MOFSL has not acted as a manager or co-manager of public offering of securities of the subject company in past 12 months.
7. MOFSL has not received compensation for investment banking /merchant banking/brokerage services from the subject company(ies) in the past 12 months.
8. MOFSL may have received any compensation for products or services other than investment banking or merchant banking or brokerage services from the subject company(ies) in the past 12 months.
9. MOFSL may have received compensation or other benefits from the subject company(ies) or third party in connection with the research report.
10. MOFSL has not engaged in market making activity for the subject company.

The associates of MOFSL may have:

financial interest in the subject company

actual/beneficial ownership of 1% or more securities in the subject company at the end of the month immediately preceding the date of publication of the Research Report or date of the public appearance.

received compensation/other benefits from the subject company in the past 12 months

any other potential conflict of interests with respect to any recommendation and other related information and opinions.; however the same shall have no bearing whatsoever on the specific recommendations made by the analyst(s), as the recommendations made by the analyst(s) are completely independent of the views of the associates of MOFSL even though there might exist an inherent conflict of interest in some of the stocks mentioned in the research report.

acted as a manager or co-manager of public offering of securities of the subject company in past 12 months

be engaged in any other transaction involving such securities and earn brokerage or other compensation or act as a market maker in the financial instruments of the company(ies) discussed herein or act as an advisor or lender/borrower to such company(ies)

received compensation from the subject company in the past 12 months for investment banking / merchant banking / brokerage services or from other than said services.

Served subject company as its clients during twelve months preceding the date of distribution of the research report.

The associates of MOFSL has not received any compensation or other benefits from third party in connection with the research report

Above disclosures include beneficial holdings lying in demat account of MOFSL which are opened for proprietary investments only. While calculating beneficial holdings, It does not consider demat accounts which are opened in name of MOFSL for other purposes (i.e holding client securities, collaterals, error trades etc.). MOFSL also earns DP income from clients which are not considered in above disclosures.

Analyst Certification

The views expressed in this research report accurately reflect the personal views of the analyst(s) about the subject securities or issues, and no part of the compensation of the research analyst(s) was, is, or will be directly or indirectly related to the specific recommendations and views expressed by research analyst(s) in this report.

Terms & Conditions:

This report has been prepared by MOFSL and is meant for sole use by the recipient and not for circulation. The report and information contained herein is strictly confidential and may not be altered in any way, transmitted to, copied or distributed, in part or in whole, to any other person or to the media or reproduced in any form, without prior written consent of MOFSL. The report is based on the facts, figures and information that are considered true, correct, reliable and accurate. The intent of this report is not recommendatory in nature. The information is obtained from publicly available media or other sources believed to be reliable. Such information has not been independently verified and no guaranty, representation of warranty, express or implied, is made as to its accuracy, completeness or correctness. All such information and opinions are subject to change without notice. The report is prepared solely for informational purpose and does not constitute an offer document or solicitation of offer to buy or sell or subscribe for securities or other financial instruments for the clients. Though disseminated to all the customers simultaneously, not all customers may receive this report at the same time. MOFSL will not treat recipients as customers by virtue of their receiving this report.

Disclaimer:

The report and information contained herein is strictly confidential and meant solely for the selected recipient and may not be altered in any way, transmitted to, copied or distributed, in part or in whole, to any other person or to the media or reproduced in any form, without prior written consent. This report and information herein is solely for informational purpose and may not be used or considered as an offer document or solicitation of offer to buy or sell or subscribe for securities or other financial instruments. Nothing in this report constitutes investment, legal, accounting and tax advice or a representation that any investment or strategy is suitable or appropriate to your specific circumstances. The securities discussed and opinions expressed in this report may not be suitable for all investors, who must make their own investment decisions, based on their own investment objectives, financial positions and needs of specific recipient. This may not be taken in substitution for the exercise of independent judgment by any recipient. Each recipient of this document should make such investigations as it deems necessary to arrive at an independent evaluation of an investment in the securities of companies referred to in this document (including the merits and risks involved), and should consult its own advisors to determine the merits and risks of such an investment. The investment discussed or views expressed may not be suitable for all investors. Certain transactions -including those involving futures, options, another derivative products as well as non-investment grade securities - involve substantial risk and are not suitable for all investors. No representation or warranty, express or implied, is made as to the accuracy, completeness or fairness of the information and opinions contained in this document. The Disclosures of Interest Statement incorporated in this document is provided solely to enhance the transparency and should not be treated as endorsement of the views expressed in the report. This information is subject to change without any prior notice. The Company reserves the right to make modifications and alternations to this statement as may be required from time to time without any prior approval. MOFSL, its associates, their directors and the employees may from time to time, effect or have effected an own account transaction in, or deal as principal or agent in or for the securities mentioned in this document. They may perform or seek to perform investment banking or other services for, or solicit investment banking or other business from, any company referred to in this report. Each of these entities functions as a separate, distinct and independent of each other. The recipient should take this into account before interpreting the document. This report has been prepared on the basis of information that is already available in publicly accessible media or developed through analysis of MOFSL. The views expressed are those of the analyst, and the Company may or may not subscribe to all the views expressed therein. This document is being supplied to you solely for your information and may not be reproduced, redistributed or passed on, directly or indirectly, to any other person or published, copied, in whole or in part, for any purpose. This report is not directed or intended for distribution to, or use by, any person or entity who is a citizen or resident of or located in any locality, state, country or other jurisdiction, where such distribution, publication, availability or use would be contrary to law, regulation or which would subject MOFSL to any registration or licensing requirement within such jurisdiction. The securities described herein may or may not be eligible for sale in all jurisdictions or to certain category of investors. Persons in whose possession this document may come are required to inform themselves of and to observe such restriction. Neither the Firm, not its directors, employees, agents or representatives shall be liable for any damages whether direct or indirect, incidental, special or consequential including lost revenue or lost profits that may arise from or in connection with the use of the information. The person accessing this information specifically agrees to exempt MOFSL or any of its affiliates or employees from, any and all responsibility/liability arising from such misuse and agrees not to hold MOFSL or any of its affiliates or employees responsible for any such misuse and further agrees to hold MOFSL or any of its affiliates or employees free and harmless from all losses, costs, damages, expenses that may be suffered by the person accessing this information due to any errors and delays.

This report is meant for the clients of Motilal Oswal only.

Investment in securities market are subject to market risks. Read all the related documents carefully before investing.

Registration granted by SEBI and certification from NISM in no way guarantee performance of the intermediary or provide any assurance of returns to investors.

Registered Office Address: Motilal Oswal Tower, Rahimtullah Sayani Road, Opposite Parel ST Depot, Prabhadevi, Mumbai-400025; Tel No.: 022 - 71934200 / 71934263;

www.motilaloswal.com. Correspondence Address: Palm Spring Centre, 2nd Floor, Palm Court Complex, New Link Road, Malad (West), Mumbai- 400 064. Tel No: 022 71881000. Details of

Compliance Officer: Neeraj Agarwal, Email Id: na@motilaloswal.com, Contact No.:022-40548085.

Grievance Redressal Cell:

Contact Person	Contact No.	Email ID
Ms. Hemangi Date	022 40548000 / 022 67490600	query@motilaloswal.com
Ms. Kumud Upadhyay	022 40548082	servicehead@motilaloswal.com
Mr. Ajay Menon	022 40548083	am@motilaloswal.com

Registration details of group entities.: Motilal Oswal Financial Services Ltd. (MOFSL): INZ000158836 (BSE/NSE/MCX/NCDEX); CDSL and NSDL: IN-DP-16-2015; Research Analyst:

INH000000412 . AMFI: ARN : 146822. IRDA Corporate Agent – CA0579. Motilal Oswal Financial Services Ltd. is a distributor of Mutual Funds, PMS, Fixed Deposit, Insurance, Bond, NCDs and IPO products.

Customer having any query/feedback/ clarification may write to query@motilaloswal.com. In case of grievances for any of the services rendered by Motilal Oswal Financial Services Limited (MOFSL) write to grievances@motilaloswal.com, for DP to dpgrievances@motilaloswal.com.