Ipsos Public Affairs

WHAT WORRIES THE WORLD

June 2020

GAME CHANGERS

WORLD SUMMARY: JUNE 2020

The majority (58%) of people around the world think things in their country are on the wrong track.

Coronavirus (COVID-19) currently occupies the top spot for global concern with 47% saying this.

Generally speaking, would you say things in this country are heading in the right direction, or are they off on the wrong track?

RIGHT DIRECTION/ WRONG TRACK

June 2020

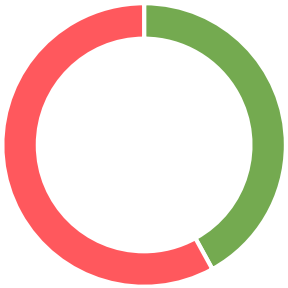

RIGHT DIRECTION
42%

58%
WRONG TRACK

RIGHT DIRECTION

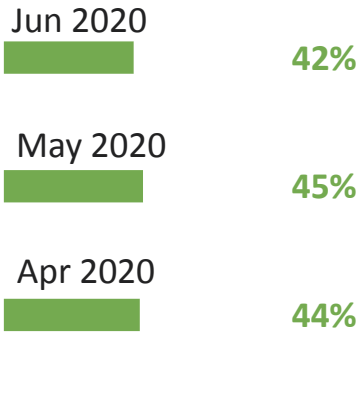

Which three of the following topics do you find the most worrying in your country?*

% change compared with previous month:

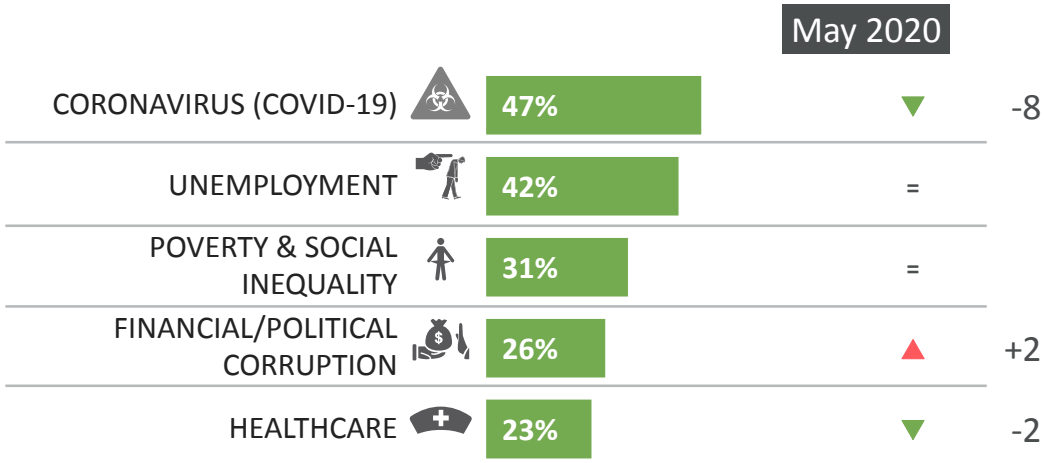

Base: Representative sample of British adults aged 16-74. c.18,000 per month

Source: Global Advisor

COUNTRY COMPARISON

RIGHT DIRECTION/WRONG TRACK

Ipsos Public Affairs

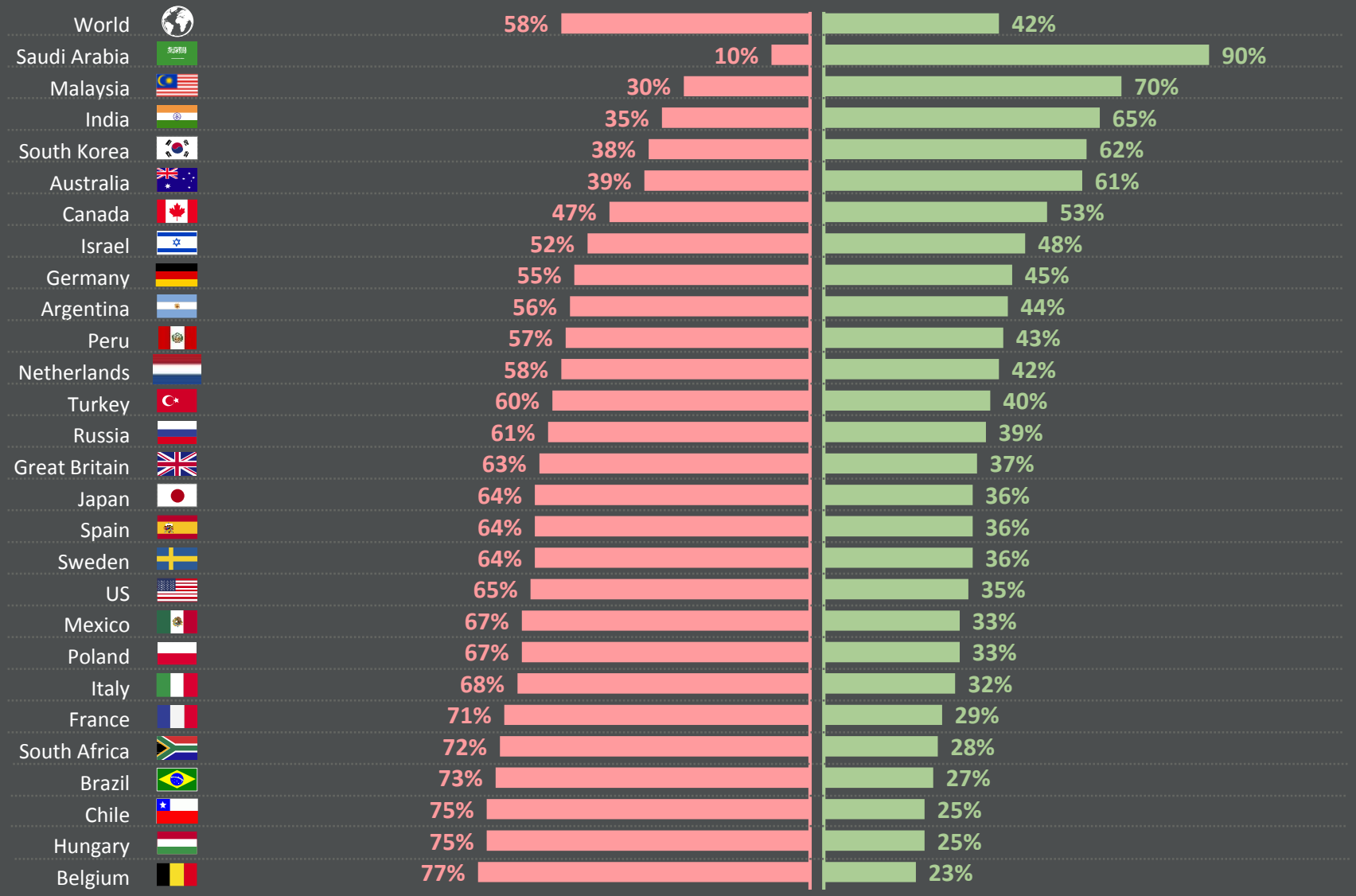

% change compared with previous month:

May 2020	
▼	-3
▼	-1
▲	+2
▼	-7
▼	-1
▼	-3
▼	-3
▼	-6
▼	-1
▼	-14
▼	-7
▲	+1
▲	+7
▲	+5
▼	-13
=	
▼	-3
▼	-8
▼	-3
▼	-3
=	
▼	-3
▲	+4
▼	-13
▼	-3
▲	+1
▼	-5
▼	-6

Base: Representative sample of c.18,000 adults aged 16-74 in 27 participating countries, May 22nd 2020 - June 5th 2019.

Source: Global Advisor

WORLD: RIGHT DIRECTION/ WRONG TRACK

Generally speaking, would you say things in this country are heading in the right direction, or are they off on the wrong track?

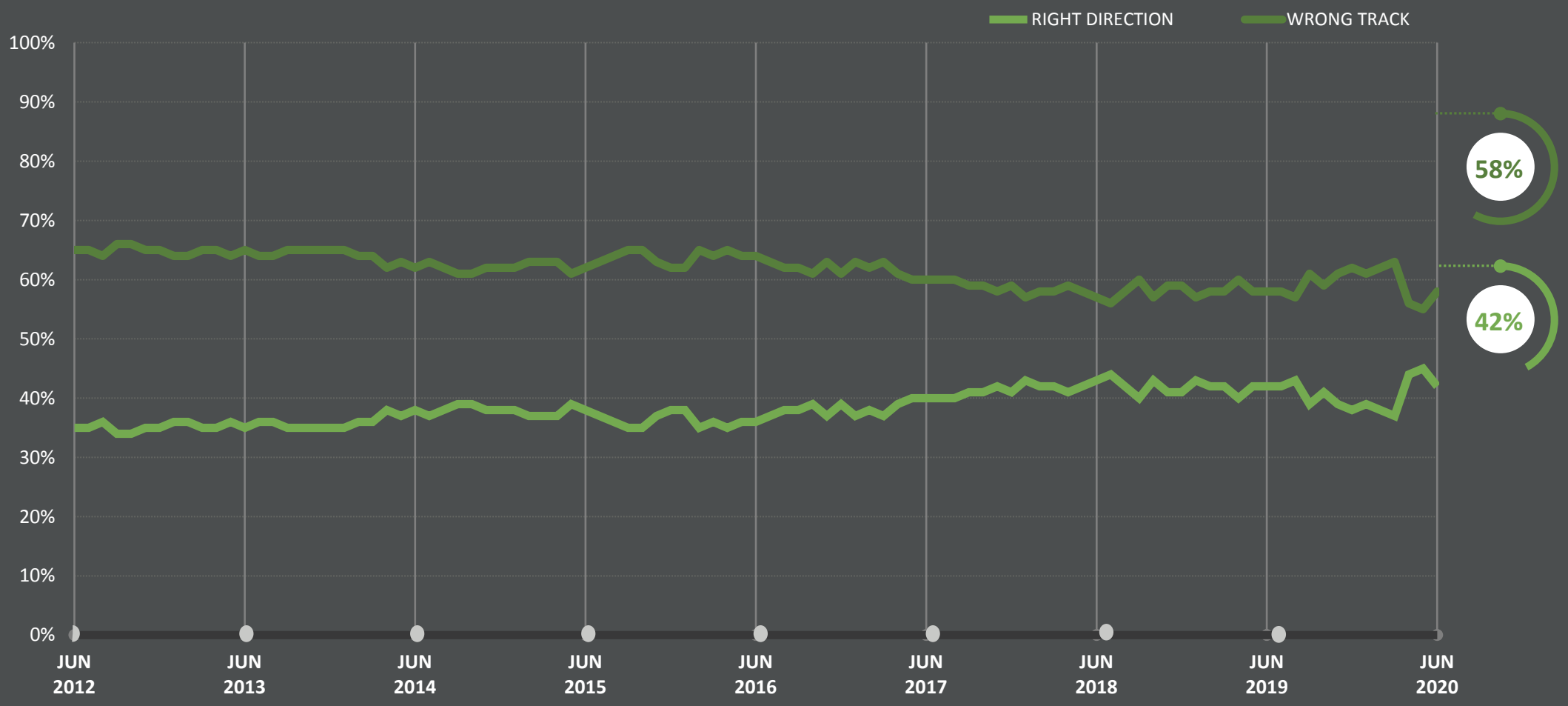

Base: Representative sample of British adults aged 16-74. c.18,000 per month

Source: Global Advisor

WORLD WORRIES

Which three of the following topics do you find the most worrying in your country?

Mentioned in June 2020 (%)

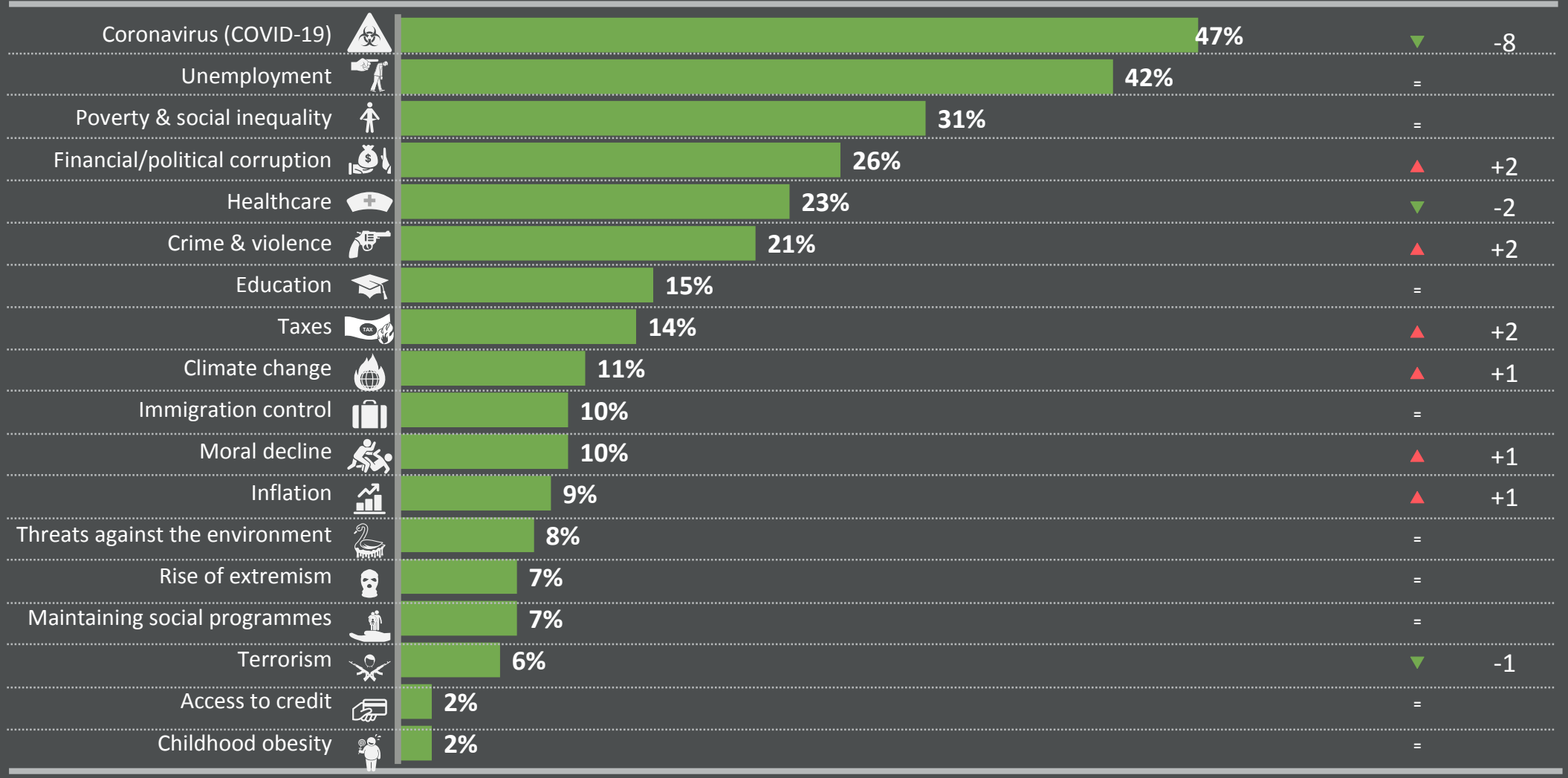

Base: Representative sample of adults aged 16-74. June 2020: c.18,000; May 2020: 18,518.
Source: Global Advisor

THE WORLD'S CURRENT TOP 5 WORRIES: LONG-TERM TRENDS

Which three of the following topics do you find the most worrying in your country?

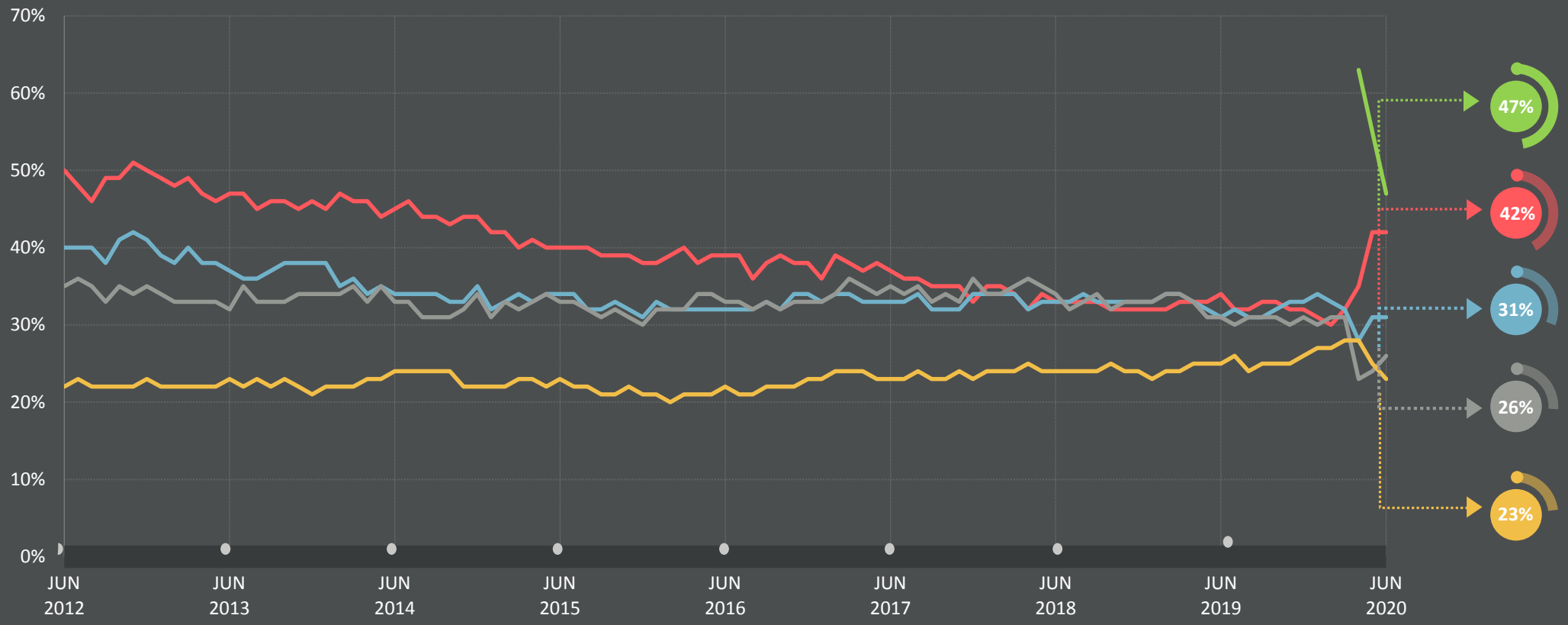

Coronavirus (COVID-19) | Unemployment | Poverty & social inequality | Financial/political corruption | Healthcare

Base: Representative sample of adults aged 16-64, c.c.18,000 per month.
Source: Global Advisor

1 | CORONAVIRUS (COVID-19)

Which three of the following topics do you find the most worrying in your country?

(%) worried in June 2020 in each country

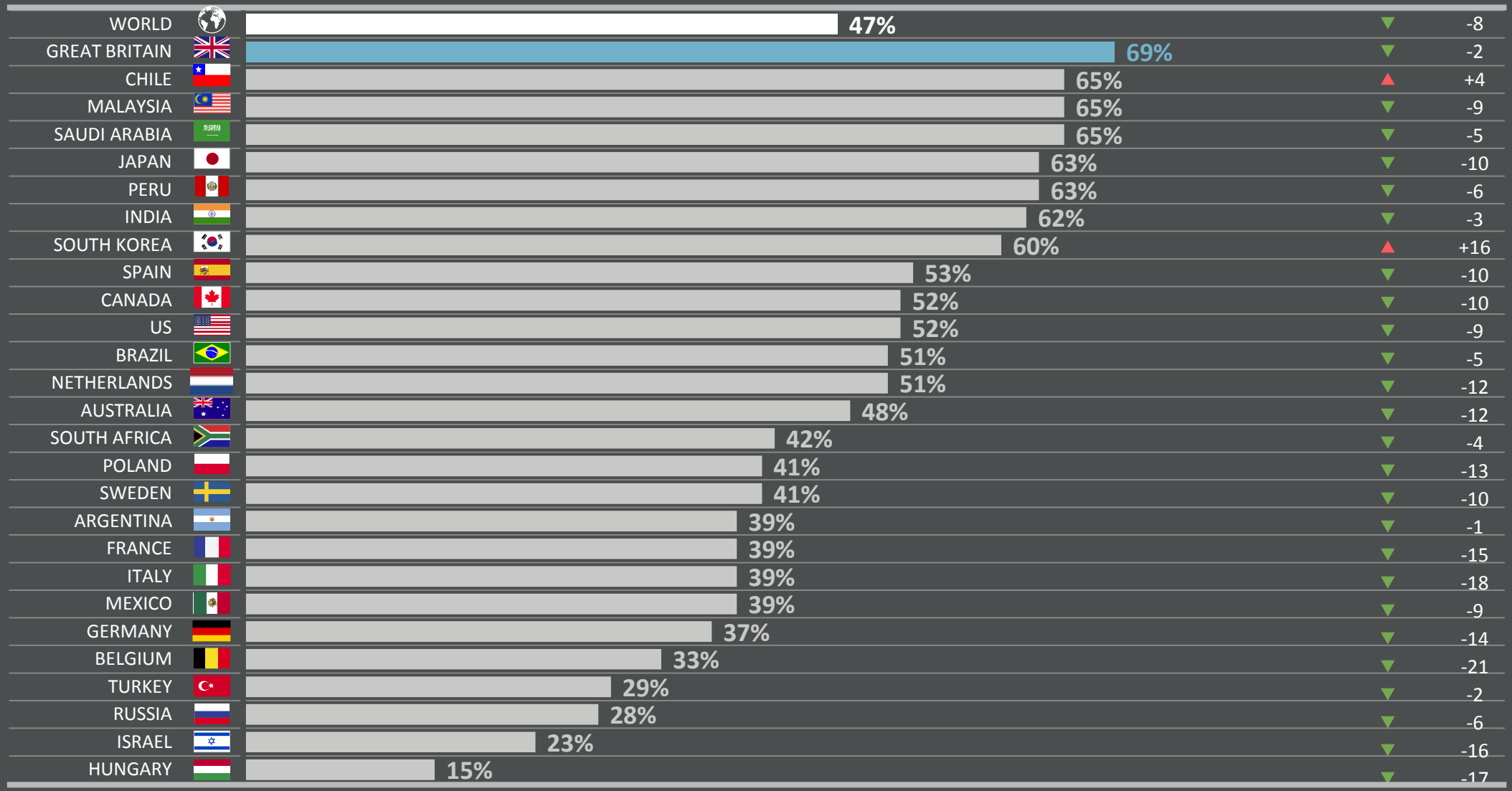

Base: Representative sample of adults aged 16-74 in 27 participating countries. June 2020: c.18,000; May 2020: 18,518.

Source: Global Advisor

2 | UNEMPLOYMENT AND JOBS

Which three of the following topics do you find the most worrying in your country?

(%) worried in June 2020 in each country

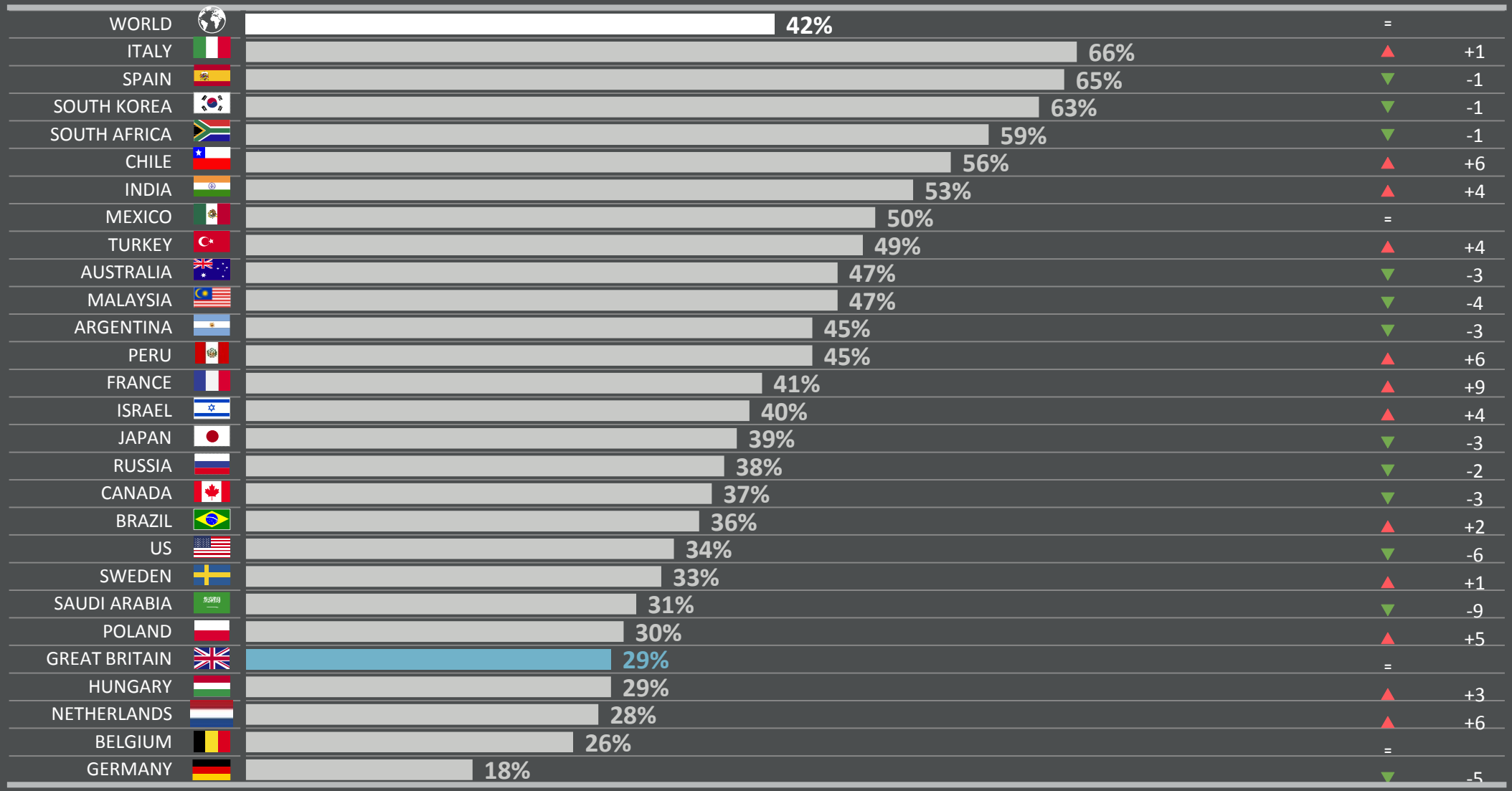

Base: Representative sample of adults aged 16-74 in 27 participating countries. June 2020: c.18,000; May 2020: 18,518.

Source: Global Advisor

3 | POVERTY & SOCIAL INEQUALITY

Which three of the following topics do you find the most worrying in your country?

(%) worried in June 2020 in each country

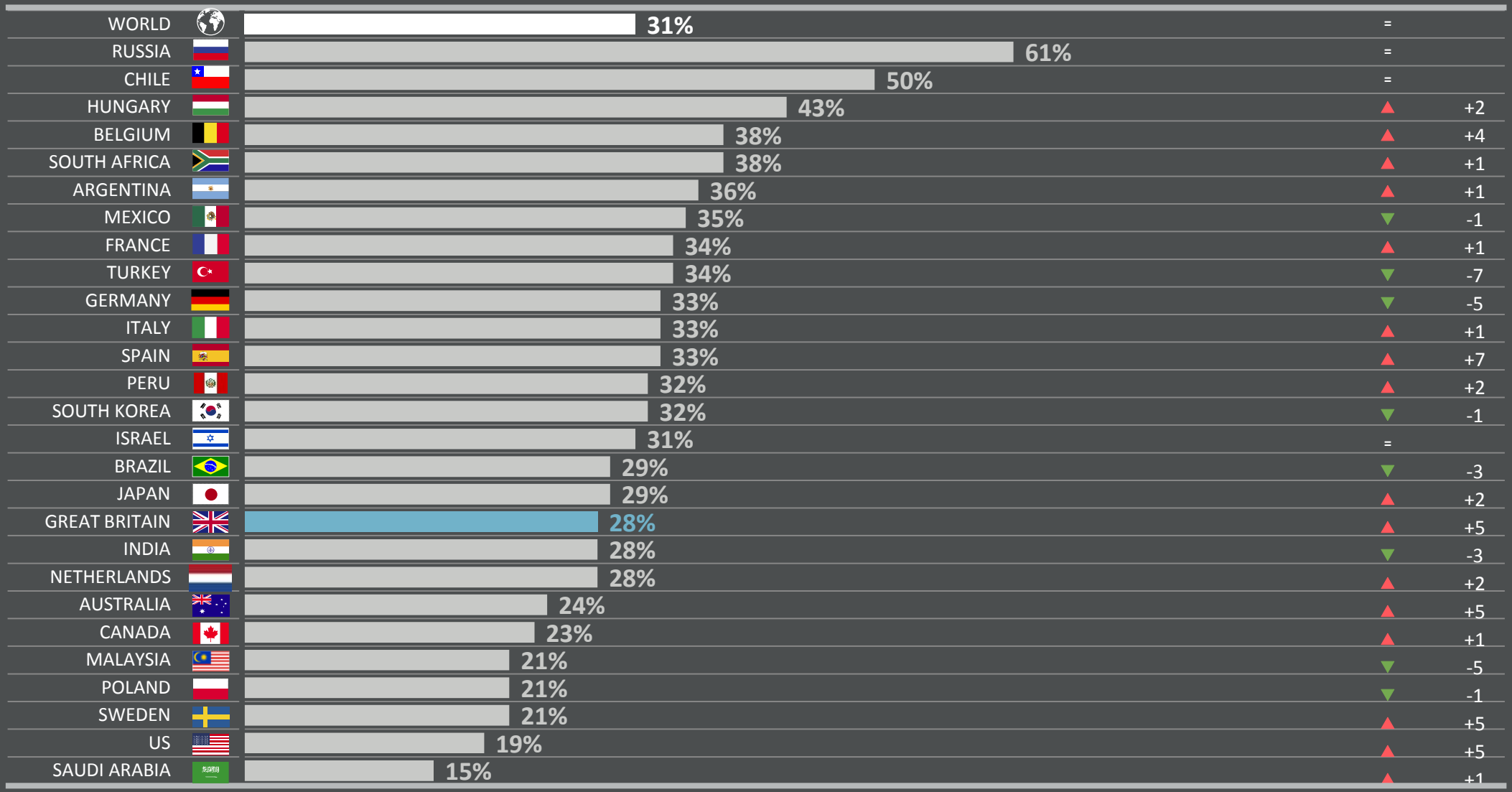

Base: Representative sample of adults aged 16-74 in 27 participating countries. June 2020: c.18,000; May 2020: 18,518.

Source: Global Advisor

4 | FINANCIAL/POLITICAL CORRUPTION

Which three of the following topics do you find the most worrying in your country?

(%) worried in June 2020 in each country

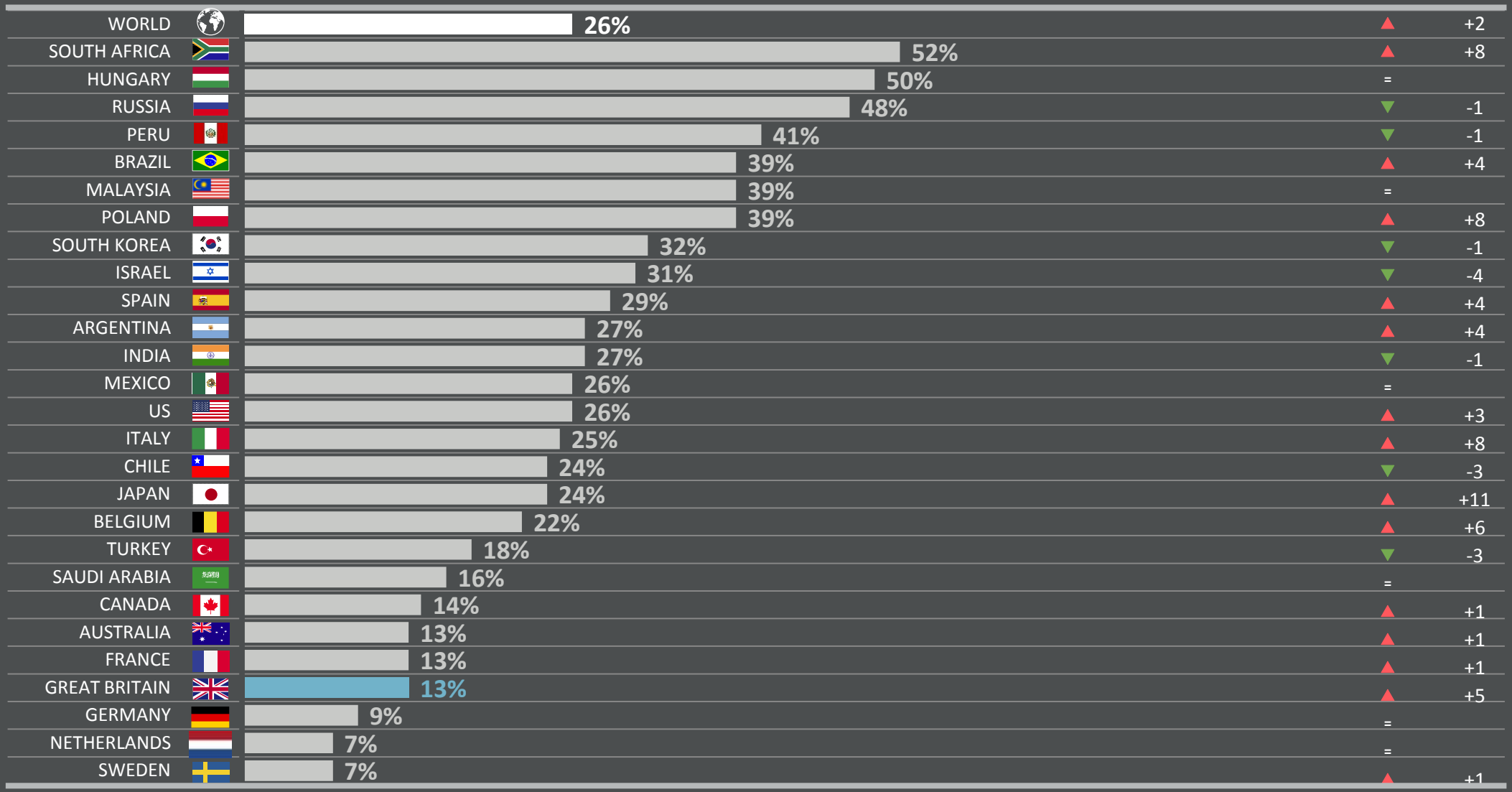

Base: Representative sample of adults aged 16-74 in 27 participating countries. June 2020: c.18,000; May 2020: 18,518.

Source: Global Advisor

5 | HEALTHCARE

Which three of the following topics do you find the most worrying in your country?

(%) worried in June 2020 in each country

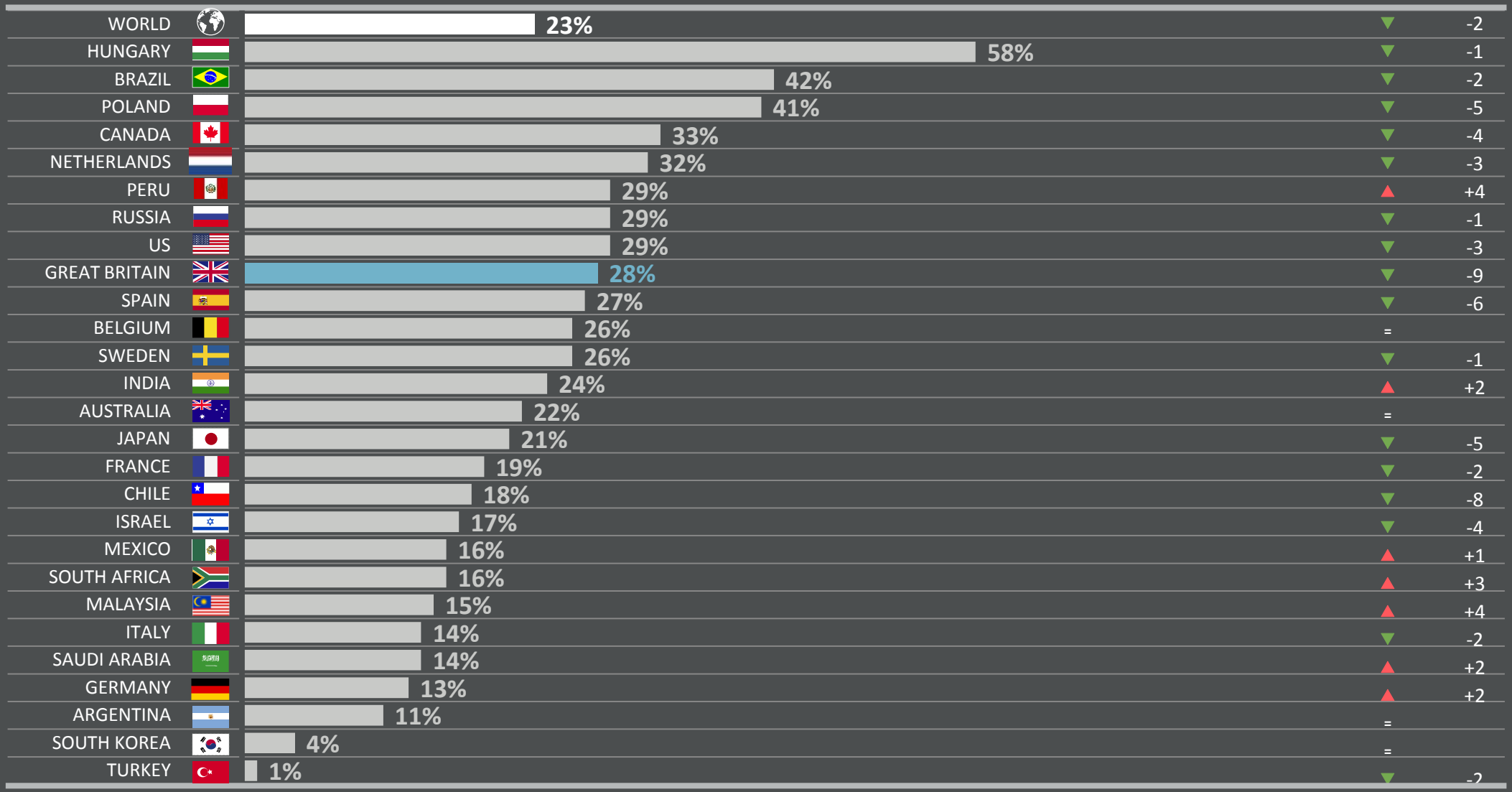

Base: Representative sample of adults aged 16-74 in 27 participating countries. June 2020: c.18,000; May 2020: 18,518.

Source: Global Advisor

6 | CRIME & VIOLENCE

Which three of the following topics do you find the most worrying in your country?

(%) worried in June 2020 in each country

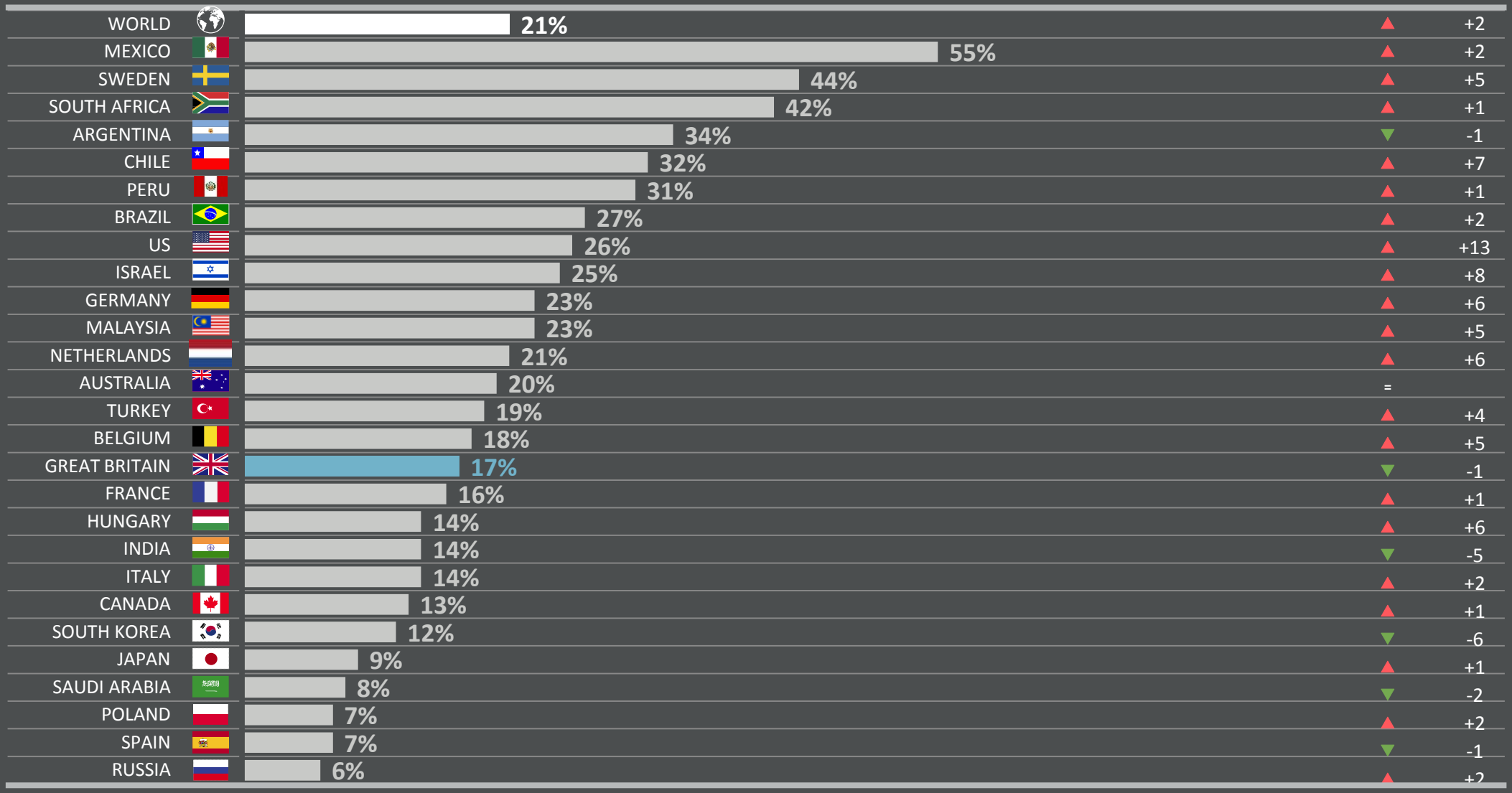

Base: Representative sample of adults aged 16-74 in 27 participating countries. June 2020: c.18,000; May 2020: 18,518.

Source: Global Advisor

7 | EDUCATION

Which three of the following topics do you find the most worrying in your country?

(%) worried in June 2020 in each country

		% change compared with previous month: May 2020	
WORLD	15%	=	
ISRAEL	32%	▲	+6
PERU	26%	▼	-4
HUNGARY	24%	▲	+4
BRAZIL	23%	▲	+2
ARGENTINA	22%	▼	-2
MEXICO	22%	=	
TURKEY	22%	▼	-2
CHILE	18%	▼	-3
RUSSIA	17%	▲	+3
SOUTH AFRICA	17%	▼	-3
INDIA	16%	=	
MALAYSIA	13%	▲	+3
SAUDI ARABIA	13%	▼	-2
SPAIN	13%	▼	-2
CANADA	12%	▲	+2
FRANCE	12%	=	
GERMANY	12%	▲	+4
JAPAN	11%	▼	-2
NETHERLANDS	11%	▼	-5
AUSTRALIA	10%	▼	-1
BELGIUM	10%	▲	+1
GREAT BRITAIN	9%	=	
ITALY	9%	▲	+1
POLAND	9%	▲	+1
US	8%	▼	-2
SOUTH KOREA	7%	▼	-2
SWEDEN	4%	▲	+1

Base: Representative sample of adults aged 16-74 in 27 participating countries. June 2020: c.18,000; May 2020: 18,518.

Source: Global Advisor

8 | TAXES

Which three of the following topics do you find the most worrying in your country?

(%) worried in June 2020 in each country

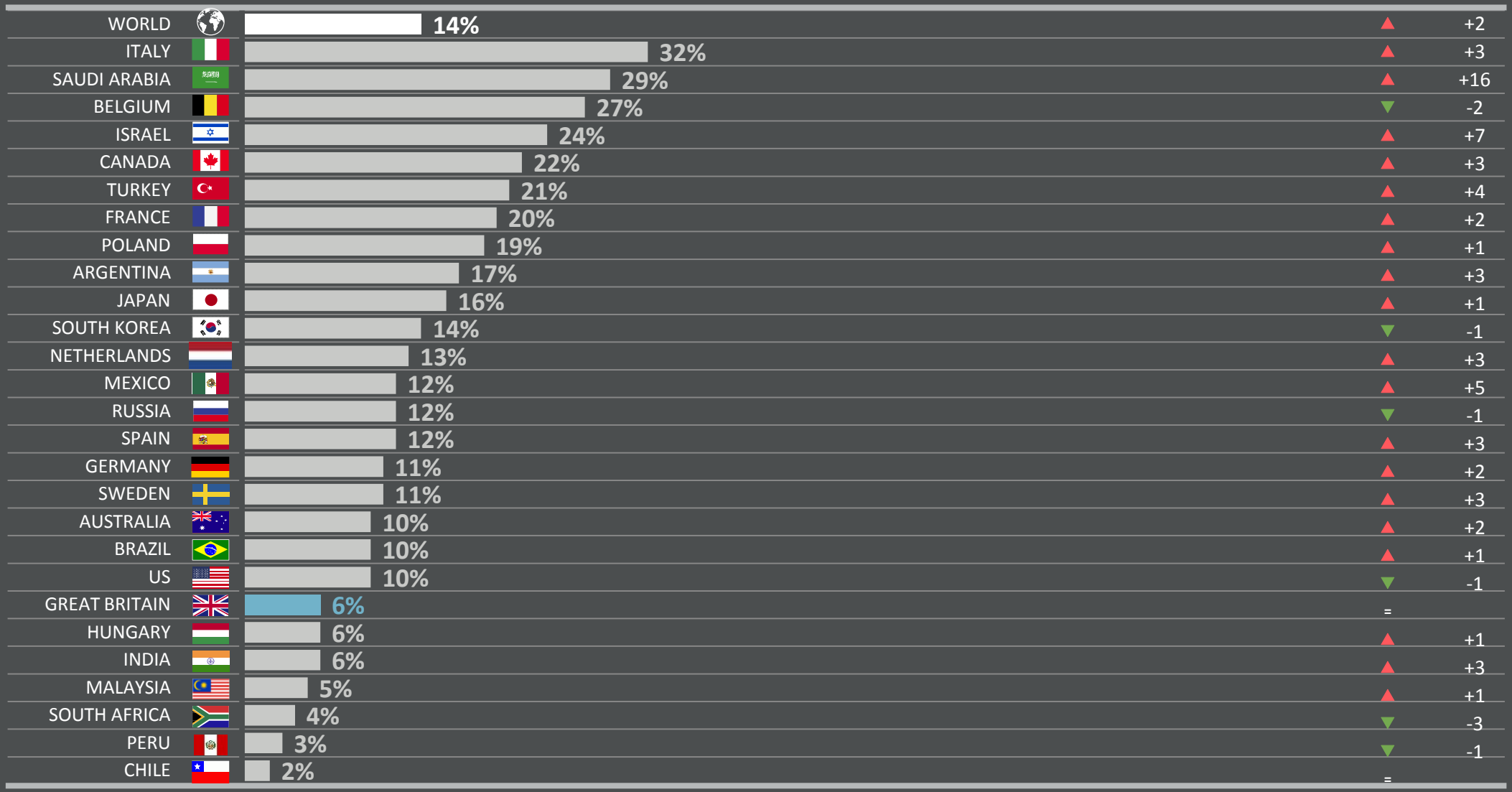

Base: Representative sample of adults aged 16-74 in 27 participating countries. June 2020: c.18,000; May 2020: 18,518.

Source: Global Advisor

9 | CLIMATE CHANGE

Which three of the following topics do you find the most worrying in your country?

(%) worried in June 2020 in each country

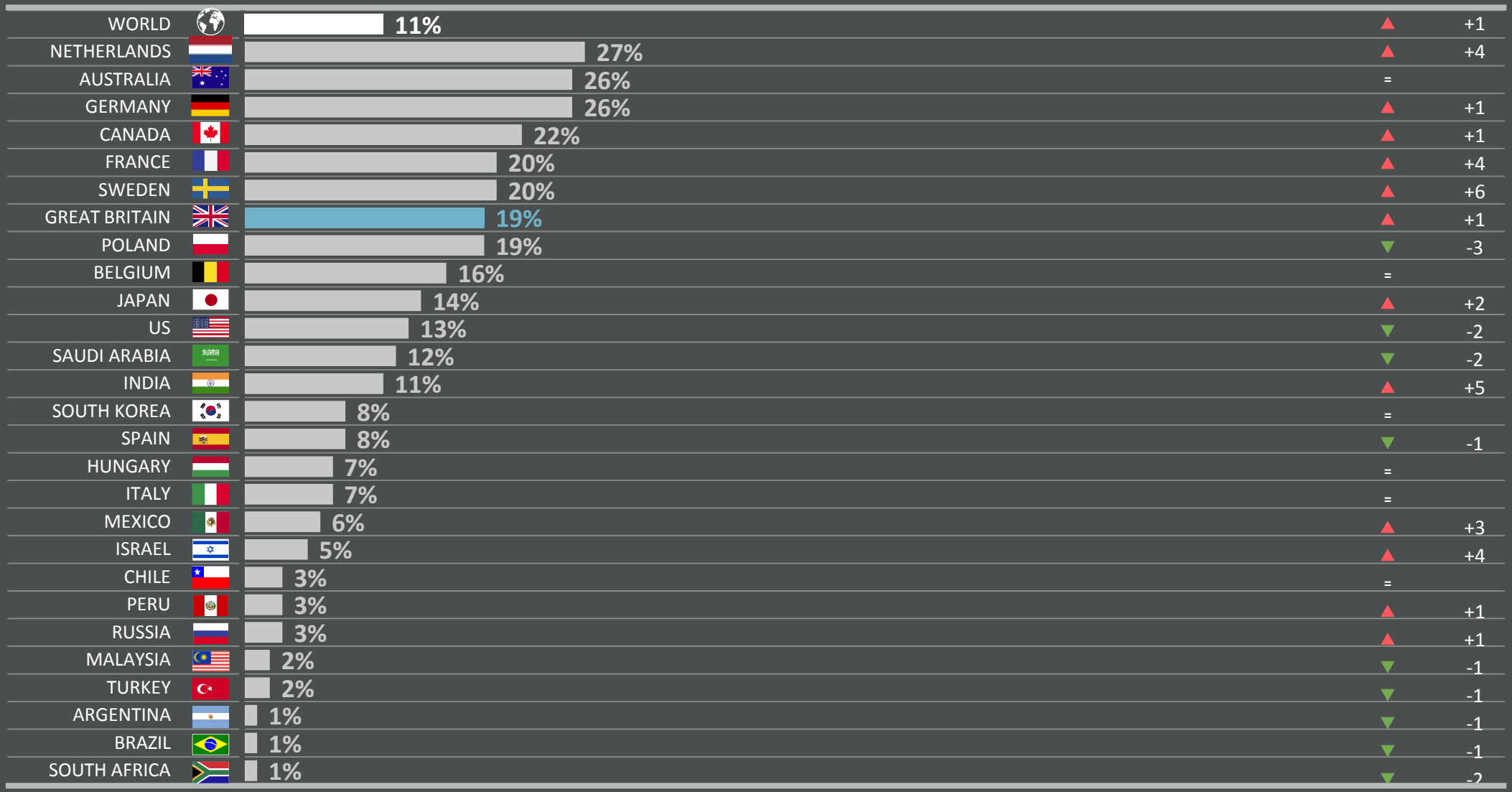

Base: Representative sample of adults aged 16-74 in 27 participating countries. June 2020: c.18,000; May 2020: 18,518.

Source: Global Advisor

10 | IMMIGRATION CONTROL

Which three of the following topics do you find the most worrying in your country?

(%) worried in June 2020 in each country

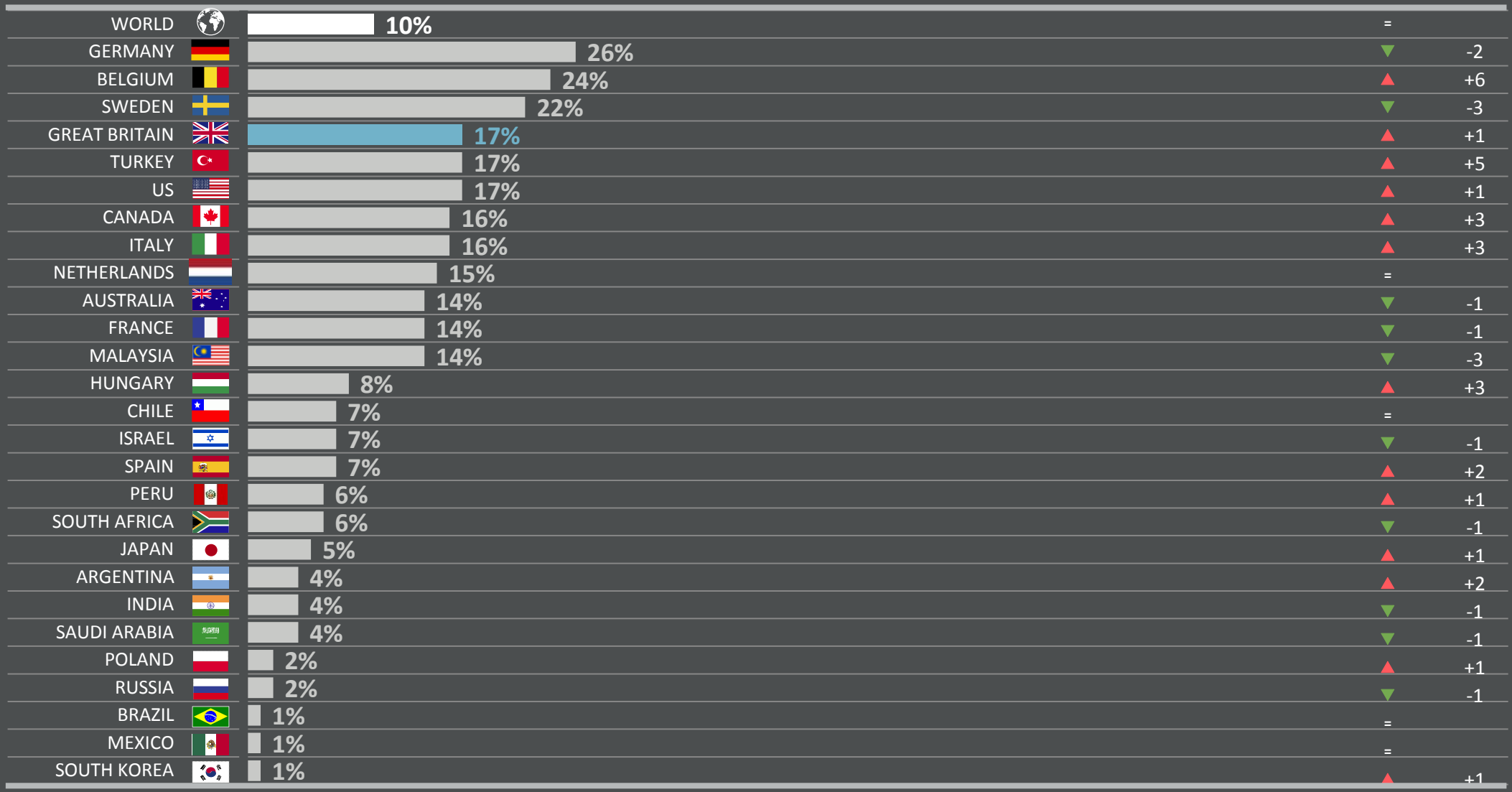

Base: Representative sample of adults aged 16-74 in 27 participating countries. June 2020: c.18,000; May 2020: 18,518.

Source: Global Advisor

11 | MORAL DECLINE

Which three of the following topics do you find the most worrying in your country?

(%) worried in June 2020 in each country

		% change compared with previous month: May 2020
WORLD	10%	▲ +1
US	19%	▲ +3
GERMANY	18%	▲ +3
JAPAN	17%	▲ +3
HUNGARY	14%	▲ +1
SAUDI ARABIA	14%	▲ +1
ISRAEL	13%	▼ -1
MALAYSIA	13%	▲ +2
AUSTRALIA	12%	▲ +3
FRANCE	12%	▲ +1
GREAT BRITAIN	12%	▲ +2
POLAND	12%	▲ +1
RUSSIA	12%	▲ +2
NETHERLANDS	12%	▼ -1
SOUTH KOREA	12%	▼ -3
ARGENTINA	8%	▲ +1
CANADA	8%	▲ +2
ITALY	8%	▲ +1
SWEDEN	8%	▲ +3
BELGIUM	7%	=
BRAZIL	7%	=
SPAIN	7%	▲ +2
TURKEY	7%	▼ -4
INDIA	6%	▲ +1
MEXICO	6%	▲ +3
SOUTH AFRICA	6%	▲ +1
PERU	5%	=
CHILE	3%	▼ -1

Base: Representative sample of adults aged 16-74 in 27 participating countries. June 2020: c.18,000; May 2020: 18,518.

Source: Global Advisor

12 | INFLATION

Which three of the following topics do you find the most worrying in your country?

(%) worried in June 2020 in each country

	June 2020	% change compared with previous month: May 2020
WORLD	9%	▲ +1
ARGENTINA	42%	▼ -2
TURKEY	27%	▲ +5
RUSSIA	17%	▲ +2
MALAYSIA	15%	▲ +1
POLAND	15%	=
AUSTRALIA	10%	▲ +3
CANADA	9%	=
MEXICO	9%	▼ -3
FRANCE	8%	▲ +3
HUNGARY	8%	▼ -2
INDIA	8%	=
SOUTH KOREA	8%	▲ +1
GERMANY	7%	▲ +1
BRAZIL	6%	▲ +1
CHILE	6%	▼ -2
SAUDI ARABIA	6%	▲ +1
ITALY	5%	▲ +1
JAPAN	5%	=
PERU	5%	=
GREAT BRITAIN	4%	=
ISRAEL	4%	▲ +2
SOUTH AFRICA	4%	▼ -1
US	4%	▲ +1
BELGIUM	3%	▼ -1
NETHERLANDS	2%	▼ -1
SPAIN	2%	=
SWEDEN	2%	=

Base: Representative sample of adults aged 16-74 in 27 participating countries. June 2020: c.18,000; May 2020: 18,518.

Source: Global Advisor

13 | THREATS AGAINST THE ENVIRONMENT

Which three of the following topics do you find the most worrying in your country?

(%) worried in June 2020 in each country

		% change compared with previous month: May 2020
WORLD	8%	=
GERMANY	19%	▲ +5
FRANCE	17%	=
BELGIUM	14%	▲ +4
AUSTRALIA	13%	=
NETHERLANDS	13%	▼ -2
SWEDEN	13%	▼ -1
CANADA	12%	=
POLAND	12%	▼ -2
GREAT BRITAIN	11%	▲ +1
SOUTH KOREA	11%	▲ +3
BRAZIL	9%	▲ +2
INDIA	8%	▼ -2
ITALY	7%	=
MALAYSIA	7%	▲ +3
MEXICO	7%	▲ +1
US	7%	▼ -1
RUSSIA	6%	▼ -1
SAUDI ARABIA	6%	▲ +2
SPAIN	6%	▲ +2
CHILE	5%	▼ -1
JAPAN	5%	▼ -2
PERU	5%	▼ -1
TURKEY	4%	=
ARGENTINA	3%	=
HUNGARY	3%	▼ -2
ISRAEL	2%	▼ -2
SOUTH AFRICA	2%	=

Base: Representative sample of adults aged 16-74 in 27 participating countries. June 2020: c.18,000; May 2020: 18,518.

Source: Global Advisor

14 | RISE OF EXTREMISM

Which three of the following topics do you find the most worrying in your country?

(%) worried in June 2020 in each country

		% change compared with previous month: May 2020
WORLD	7%	=
GERMANY	20%	▲ +3
BELGIUM	16%	▲ +4
SPAIN	15%	▲ +7
NETHERLANDS	13%	▲ +3
SWEDEN	13%	▼ -1
FRANCE	10%	▲ +1
US	10%	▲ +1
BRAZIL	9%	▲ +2
TURKEY	9%	▲ +1
CANADA	8%	▲ +2
GREAT BRITAIN	8%	▼ -1
MALAYSIA	8%	▼ -1
AUSTRALIA	7%	▲ +1
POLAND	7%	▲ +1
ISRAEL	6%	▼ -1
SOUTH KOREA	6%	▼ -4
HUNGARY	5%	▲ +1
ITALY	5%	=
INDIA	4%	▼ -1
CHILE	3%	=
MEXICO	3%	▲ +2
SAUDI ARABIA	3%	=
ARGENTINA	2%	=
JAPAN	2%	=
SOUTH AFRICA	2%	▲ +1
PERU	1%	=
RUSSIA	1%	=

Base: Representative sample of adults aged 16-74 in 27 participating countries. June 2020: c.18,000; May 2020: 18,518.

Source: Global Advisor

15 | MAINTAINING SOCIAL PROGRAMMES

Which three of the following topics do you find the most worrying in your country?

(%) worried in June 2020 in each country

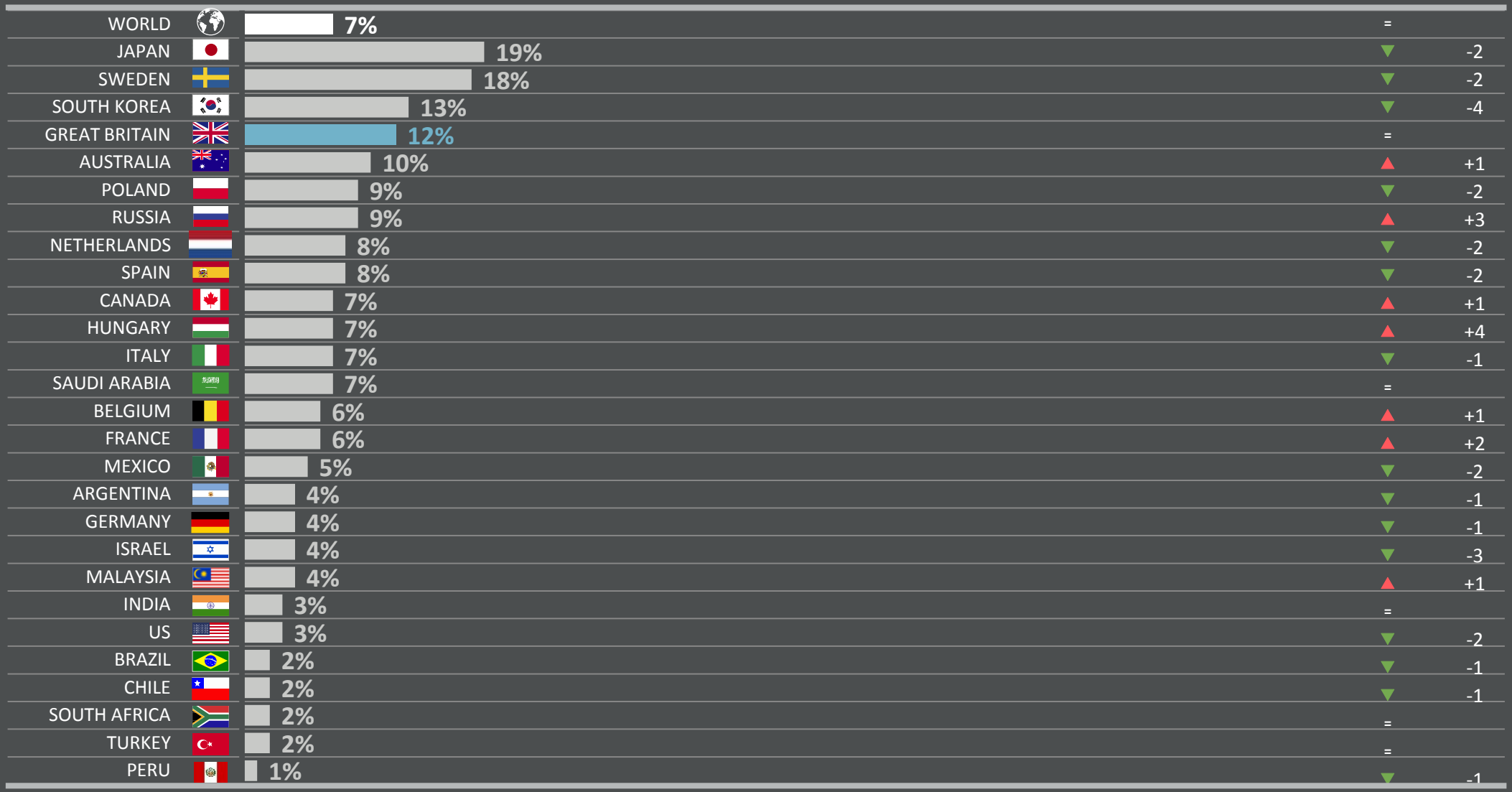

Base: Representative sample of adults aged 16-74 in 27 participating countries. June 2020: c.18,000; May 2020: 18,518.

Source: Global Advisor

16 | TERRORISM

Which three of the following topics do you find the most worrying in your country?

(%) worried in June 2020 in each country

		% change compared with previous month: May 2020	
WORLD	6%	▼	-1
ISRAEL	26%	=	
TURKEY	24%	▼	-3
INDIA	15%	▲	+1
FRANCE	11%	▼	-5
GERMANY	11%	▲	+2
SAUDI ARABIA	11%	▼	-5
SWEDEN	9%	▼	-1
US	9%	=	
GREAT BRITAIN	8%	▼	-1
BELGIUM	6%	▼	-2
AUSTRALIA	4%	▲	+1
MALAYSIA	4%	▲	+1
NETHERLANDS	4%	▼	-1
CANADA	3%	▲	+1
CHILE	2%	=	
HUNGARY	2%	▲	+2
JAPAN	2%	=	
MEXICO	2%	=	
POLAND	2%	▲	+1
ARGENTINA	1%	=	
BRAZIL	1%	=	
ITALY	1%	▼	-1
PERU	1%	▼	-1
RUSSIA	1%	=	
SOUTH AFRICA	1%	=	
SOUTH KOREA	1%	▲	+1
SPAIN	1%	▼	-2

Base: Representative sample of adults aged 16-74 in 27 participating countries. June 2020: c.18,000; May 2020: 18,518.

Source: Global Advisor

17 | ACCESS TO CREDIT

Which three of the following topics do you find the most worrying in your country?

(%) worried in June 2020 in each country

		% change compared with previous month: May 2020	
WORLD	2%	=	
SAUDI ARABIA	5%	▲	+2
ITALY	4%	=	
BELGIUM	3%	▼	-1
RUSSIA	3%	▼	-1
TURKEY	3%	▲	+1
AUSTRALIA	2%	=	
HUNGARY	2%	▲	+1
ISRAEL	2%	▼	-1
MALAYSIA	2%	▲	+1
SPAIN	2%	▲	+1
ARGENTINA	1%	=	
BRAZIL	1%	=	
CANADA	1%	=	
CHILE	1%	=	
FRANCE	1%	▼	-1
GERMANY	1%	=	
GREAT BRITAIN	1%	▼	-1
INDIA	1%	▼	-1
JAPAN	1%	=	
MEXICO	1%	▼	-1
POLAND	1%	=	
PERU	1%	▼	-1
NETHERLANDS	1%	=	
SOUTH AFRICA	1%	=	
SOUTH KOREA	1%	=	
SWEDEN	1%	▼	-1
US	1%	=	

Base: Representative sample of adults aged 16-74 in 27 participating countries. June 2020: c.18,000; May 2020: 18,518.

Source: Global Advisor

18 | CHILDHOOD OBESITY

Which three of the following topics do you find the most worrying in your country?

(%) worried in June 2020 in each country

		% change compared with previous month: May 2020
WORLD	2%	=
SAUDI ARABIA	13%	▼ -2
NETHERLANDS	6%	=
AUSTRALIA	4%	▲ +1
ISRAEL	4%	▲ +2
POLAND	4%	▲ +1
GERMANY	3%	▲ +1
GREAT BRITAIN	3%	▲ +1
INDIA	3%	▲ +1
MEXICO	3%	▼ -2
BELGIUM	2%	▲ +1
CANADA	2%	=
HUNGARY	2%	▲ +1
SWEDEN	2%	=
ARGENTINA	1%	▲ +1
BRAZIL	1%	=
CHILE	1%	=
FRANCE	1%	=
ITALY	1%	▼ -1
MALAYSIA	1%	=
PERU	1%	=
RUSSIA	1%	=
SOUTH AFRICA	1%	=
SPAIN	1%	=
US	1%	▼ -1
JAPAN	*	=
SOUTH KOREA	*	▼ -1
TURKEY	*	▼ -1

Base: Representative sample of adults aged 16-74 in 27 participating countries. June 2020: c.18,000; May 2020: 18,518.

Source: Global Advisor

METHODOLOGY

METHODOLOGY

The survey is conducted monthly in 27 countries around the world via the Ipsos Online Panel. The countries included are Argentina, Australia, Belgium, Brazil, Canada, Chile, France, Great Britain, Germany, Hungary, India, Israel, Italy, Japan, Malaysia, Mexico, Netherlands, Peru, Poland, Russia, Saudi Arabia, South Africa, South Korea, Spain, Sweden, Turkey and the United States of America.

For the results of the survey presented herein, an international sample of 18,497 adults aged 18-74 in the US, South Africa, Turkey, Israel and Canada, and age 16-74 in all other countries, were interviewed between May 22nd 2020 and June 5th 2020. Approximately 1000+ individuals participated on a country by country basis via the Ipsos Online Panel.

The precision of Ipsos online polls are calculated using a credibility interval with a poll of 1,000 accurate to +/- 3.1 percentage points and of 500 accurate to +/- 4.5 percentage points. For more information on the Ipsos use of credibility intervals, please visit the Ipsos website.

Weighting has been employed to balance demographics and ensure that the sample's composition reflects that of the adult population according to the most recent country census data.

A survey with an unweighted probability sample of this size would have an estimated margin of error of +/- 3.1 percentage points for a sample of 1,000 and an estimated margin of error of +/- 4.5 percentage points for a 500 sample 19 times out of 20.

In 17 of the 27 countries surveyed internet penetration is sufficiently high to think of the samples as representative of the wider population within the age ranges covered: Argentina, Australia, Belgium, Canada, France, Germany, Hungary, Israel, Italy, Japan, Netherlands, Poland, South Korea, Spain, Sweden, Great Britain and United States.

Brazil, Chile, India, Malaysia, Mexico, Russia, Peru, Saudi Arabia, South Africa and Turkey have lower levels of internet penetration and so these samples should not be considered nationally representative, and instead be considered to represent a more affluent, connected population. These are still a vital social group to understand in these countries, representing an important and emerging middle class.

FOR MORE INFORMATION

Simon Atkinson
Chief Knowledge Officer
simon.atkinson@ipsos.com

Gideon Skinner
Research Director
gideon.skinner@ipsos.com

Teodros Gebrekal
Researcher
teodros.gebrekal@ipsos.com